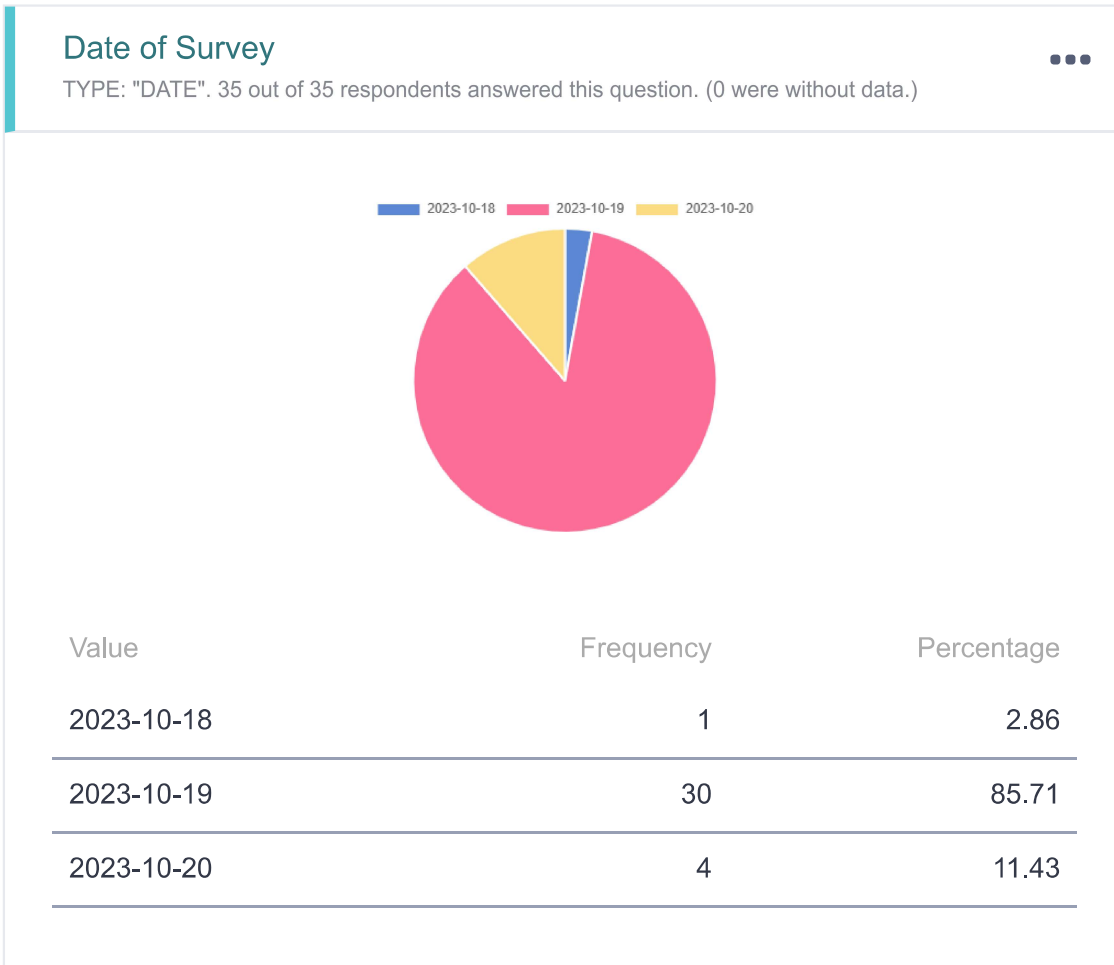




RMI KoboCollect Waste Exercise Survey Template

This is an automated report based on raw data submitted to this project.

- ⚠ Please conduct proper data cleaning prior to using the graphs and figures used on this page.



Name of Surveyor

TYPE: "TEXT". 35 out of 35 respondents answered this question. (0 were without data.)

Value	Frequency	Percentage
Kazutoyo Wase	5	14.29
Walter	3	8.57
Abraham	3	8.57
Nathan Karben	2	5.71
Mashmet Langbel	2	5.71
Thomas	2	5.71
Tavita Su'a	2	5.71
vlad	1	2.86
Jason Lalimo	1	2.86
Rigieta Lord	1	2.86
Newton	1	2.86
Iani	1	2.86
Etika Temo	1	2.86
Thomas	1	2.86
KW	1	2.86
Vlad	1	2.86
Toube	1	2.86
Nibaan Edwin	1	2.86
Lani	1	2.86
Rigieta Radinikuva Lord	1	2.86
Juddson R. Nelson	1	2.86
Rolando Adde	1	2.86
Chamber	1	2.86

Department or Ministry

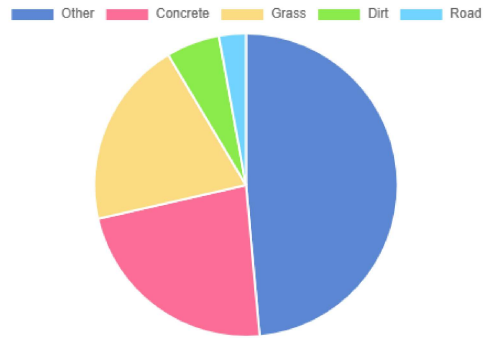
TYPE: "TEXT". 35 out of 35 respondents answered this question. (0 were without data.)

Value	Frequency	Percentage
NDMO	4	11.43
National Energy Office	3	8.57
EPPSO	3	8.57
NEO	3	8.57
Chamber of Commerce	2	5.71
Ministry of Finance (DIDA)	2	5.71
MOHHS	2	5.71
Wso	2	5.71
CCD	2	5.71
MOEST	1	2.86
MoHHS	1	2.86
Ministers of Health and Human Services	1	2.86
MoE	1	2.86
ccd	1	2.86
WSO	1	2.86
PSS	1	2.86
SPREP	1	2.86
SPREP	1	2.86
Marshall Island Red Cross society	1	2.86
Marshall Islands Conservation Society	1	2.86
Chamber	1	2.86

What is the ground surface?



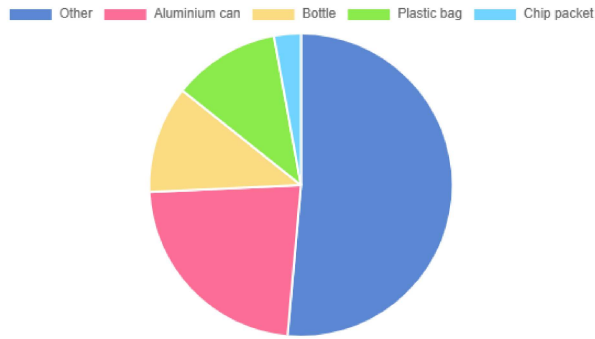
TYPE: "SELECT_ONE". 35 out of 35 respondents answered this question. (0 were without data.)



Value	Frequency	Percentage
Other	17	48.57
Concrete	8	22.86
Grass	7	20
Dirt	2	5.71
Road	1	2.86

What type of litter is it?

TYPE: "SELECT_ONE". 35 out of 35 respondents answered this question. (0 were without data.)

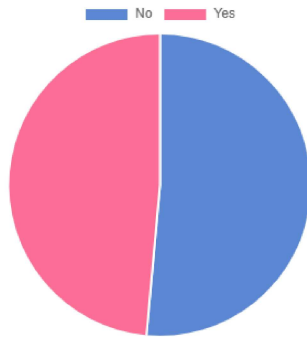


Value	Frequency	Percentage
Other	18	51.43
Aluminium can	8	22.86
Bottle	4	11.43
Plastic bag	4	11.43
Chip packet	1	2.86

Is there a rubbish bin within sight?



TYPE: "SELECT_ONE". 35 out of 35 respondents answered this question. (0 were without data.)



Value	Frequency	Percentage
No	18	51.43
Yes	17	48.57

Point and shoot! Use the camera to take a photo

TYPE: "IMAGE". 34 out of 35 respondents answered this question. (1 were without data.)

Value	Frequency	Percentage
image_67173121-9_21_22.JPG	1	2.86
water bottle-9_38_20.jpg	1	2.86
IMG_6200-9_44_42.jpeg	1	2.86
image-10_16_54.jpg	1	2.86
image-10_17_14.jpg	1	2.86
image-10_18_51.jpg	1	2.86
image-10_36_2.jpg	1	2.86
image-10_35_55.jpg	1	2.86
image-10_37_14.jpg	1	2.86
image-10_36_48.jpg	1	2.86
image-10_37_4.jpg	1	2.86
image-10_36_46.jpg	1	2.86
image-10_38_39.jpg	1	2.86
image-10_41_3.jpg	1	2.86
image-10_40_30.jpg	1	2.86
image-10_42_12.jpg	1	2.86
1697668620625.jpg	1	2.86
1697668732848.jpg	1	2.86
1697668878520.jpg	1	2.86
image-10_42_10.jpg	1	2.86
image-10_43_59.jpg	1	2.86
1697669071363.jpg	1	2.86
1697668665968.jpg	1	2.86
1697669068357.jpg	1	2.86

1697755226552.jpg	1	2.86
1697755507624.jpg	1	2.86
1697755955966.jpg	1	2.86
1697756076479.jpg	1	2.86
1697669650942.jpg	1	2.86
image-10_38_40.jpg	1	2.86
unnamed (11)-11_4_19.jpg	1	2.86
1697668694679.jpg	1	2.86
1697668916697.jpg	1	2.86
1697668848212.jpg	1	2.86