




Independent State of Papua New Guinea  
Department of National Planning & Monitoring

**PAPUA NEW GUINEA**  
**STRATEGY FOR THE DEVELOPMENT OF**  
**STATISTICS IMPLEMENTATION PLAN**  
**2018 – 2027**  
***VOLUME 2***



**“Engineering the Path to the Development of Our Statistics”**

This Strategy Implementation Plan (Volume 2) was approved by the National Executive Council on 18<sup>th</sup> January, 2018. It was formulated by the Department of National Planning & Monitoring.

© Copyright 2018 Department of National Planning & Monitoring

Papua New Guinea Strategy for the Development of Statistics Implementation Plan (Volume 2), 2018 – 2027

ISBN: 978-9980-89-996-5

Port Moresby  
Papua New Guinea

May, 2018

For more information, contact:

Department of National Planning & Monitoring  
Level 3, Vulupindi Haus  
P O Box 631  
WAIGANI  
National Capital District  
Papua New Guinea

Telephone: + (675) 3288302/3288315  
Website: [www.planning.gov.pg](http://www.planning.gov.pg)

## TABLE OF CONTENTS

---

<b>1. INTRODUCTION.....</b>	<b>1</b>
<b>2. PNGSDS IMPLEMENTATION BUDGET PLAN .....</b>	<b>2</b>
2.1 Introduction.....	2
2.2 Time schedule for the Implementation Plan .....	2
2.3 Budget for the Implementation Plan .....	2
<b>3. NATIONAL STATISTICAL SYSTEM COORDINATION STRUCTURE .....</b>	<b>5</b>
3.1 Introduction.....	5
3.2 Purpose of the National Statistical System Coordination Structure (NSSCS).....	5
3.2.1 Sources of statistical information .....	5
3.2.2 Quality of statistics .....	5
3.2.3 Investment in statistical capacity .....	6
3.2.4 Mandated responsibility .....	6
3.3 The National Statistical System Coordination Structure.....	6
3.3.1 The PNGSDS Steering Committee.....	7
3.3.2 Statistical Coordination Unit.....	9
3.3.3 Technical Statistical Committee .....	10
3.3.4 Sector Statistics Working Groups .....	10
3.3.5 Ad hoc Committee(s) .....	12
<b>4. MONITORING AND EVALUATION .....</b>	<b>13</b>
4.1 Introduction.....	13
4.2 Monitoring the Implementation Plan.....	13
4.3 Evaluation of the Strategy implementation .....	13
4.4 Calendar of cyclical and regular activities .....	14
<b>ANNEXES .....</b>	<b>16</b>
Annex 1: NSS-wide programs, activities and projects 2018 – 2027 .....	16
Annex 2: Statistics Working Group Charter .....	36

## 1. INTRODUCTION

This is Volume 2 of the Papua New Guinea Strategy for the Development of Statistics. It complements Volume 1 as the *Implementation Plan* of the Strategy (PNGSDS). This volume has three sections: Section 1 is the PNGSDS Implementation Budget Plan for the entire ten-year planned period of the PNGSDS. This section gives information on the programs, activities and projects that will be undertaken by the National Statistical System (NSS). Some costs reflect previous costs of similar activities done in the NSS. The details of these costs are provided in *Annex 1: NSS-wide programs, activities and projects, 2018 - 2027*. The estimated 10-year budget for the implementation of the PNGSDS is K528,420,000 that will be distributed across the programs, activities and projects of the NSS including that of the National Statistical Office (NSO). The project cost of the *National Housing & Population Census, 2020* will expend approximately one third (K182.3 million) of the total estimated costs for the 10-year period. Successful implementation of the plan will require adequate and timely release of funds by the Government of Papua New Guinea (GoPNG) and our Development Partners.

Section 2 is the NSS Coordination Structure (NSSCS). It describes how the core NSS statistics agencies will be coordinated through various PNGSDS Committees and Working Groups. The main role of the NSSCS is to establish and enhance a communication mechanism for the elements of the NSS for effective and timely production of reliable (core) statistics. The Statistics Coordination Unit (SCU) will be an important intermediary Unit between the statistics agencies of the NSS. The Unit will be based initially at the Department of National Planning & Monitoring (DNPM) and will phase-out to NSO at an appropriate time. Supporting this section, is *Annex 2: Statistics Working Group Charter* that provides a template for agreeing to undertake statistical activities and programs among respective statistics agencies, especially the sector Statistics Working Groups (SWG) of the NSS.

Section 3 is the Monitoring and Evaluation of the PNGSDS implementation. It details who, what and when will be evaluated on the implementation of the Strategy. This process will effectively make PNGSDS a 'live Strategy' by reviewing the four initial phases of crafting the Strategy of 'where are we now, where do we want to be in the next years, how do we get there', and 'how do we stay there' questions.

An evaluation of the PNGSDS will be conducted at the end of the first three years (2020), end of six years (2023) and at the end of the plan period (2027). The main indicators for the evaluation exercises will be the key performance indicators at the appropriate points in time as indicated in Annex 1. An important question the evaluation should answer is; which of the core statistics which are linked to the Medium Term Development Plan (MTDP), Papua New Guinea Development Strategic Plan (PNGDSP) and the Sustainable Development Goal (SDG) indicators as shown in *Annex 2: PNGSDS 2018 - 2027 core statistics and indicators* of Volume 1 have been produced.

## **2. PNGSDS IMPLEMENTATION BUDGET PLAN**

### **2.1 Introduction**

This section shows the implementation budget plan in line with *Annex 1: NSS-wide programs, activities and projects 2018 – 2027* and costs of individual statistics agency budgets of the NSS.

### **2.2 Time schedule for the Implementation Plan**

The Department of National Planning & Monitoring (DNPM) as the lead proponent of the Strategy and in line with the Alotau Accord II priority No.30 and 31, will lead in coordinating the implementation of the key activities in the PNGSDS in conjunction with NSO. Various statistical activities will involve different agencies in the NSS as and where appropriate.

The preparation for the implementation of the PNGSDS will take place in 2018 and by 2019 a fully functional statistical coordination mechanism will be established to coordinate the implementation.

The time schedules of the implementation of the activities of the Strategy are shown in Annex 1. Certain activities will continue throughout the ten-year period; others will be completed at various stages of the period. There may be a need to adjust the timing of some activities due to unforeseen circumstances, particularly the funding constraints.

### **2.3 Budget for the Implementation Plan**

Table 2.1 below and Annex 1 show the estimated funding levels required, if the PNGSDS is to be successfully implemented in the next ten years. The ten-year estimated budget for the Strategy is K528,420,000.00. Of the total estimated costs, about K275,730,00.00 (50.3)% will be spent on projects. From the 50.3% of the costs on projects, the *National Housing & Population Census, 2020* will expend more than 66% (K182, 300,00.00) of the total estimated costs on projects for the 10-year period. The remaining, approximately K272.69 million (49.7%), is expected to be used for other activities and programs of the NSS during the 10-year period. These activities and programs include advocacy, user-producer forums, capacity building, coordination and establishing the regional offices. The K272.69 million also include recurrent costs of the NSS statistical activities such as *consumer price index, school census, trade statistics, annual statistical reports* of agencies among others.

**Table 2.1: Summary of annual budget estimates by programs, 2018 – 2027 (Million Kina)**

Activity	2018	2019	2020	2021	2022	2023	2024	2025	2026	2027	Total
	Estimated costs of NSS-wide programs & activities in Millions of PNG Kina										
<b>1.Executive and organizational management</b>	<b>0.68</b>	<b>14.36</b>	<b>16.67</b>	<b>8.69</b>	<b>5.86</b>	<b>6.42</b>	<b>6.58</b>	<b>6.94</b>	<b>7.32</b>	<b>7.98</b>	<b>81.50</b>
1.1 Establishing the NSS Coordination Structure	0.63	13.81	16.11	8.11	5.27	5.82	5.97	6.32	6.68	7.33	76.05
1.2 Development of Human Resource	0.00	0.50	0.51	0.52	0.53	0.54	0.55	0.56	0.57	0.58	4.86
1.3 Advocacy for implementing and funding the PNGSDS	0.05	0.05	0.05	0.06	0.06	0.06	0.06	0.06	0.07	0.07	0.59
<b>2. Strengthening the Quality of NSS Products</b>	<b>14.20</b>	<b>58.44</b>	<b>168.70</b>	<b>21.20</b>	<b>23.95</b>	<b>19.11</b>	<b>28.00</b>	<b>26.63</b>	<b>33.46</b>	<b>50.76</b>	<b>444.45</b>
2.1 Production of economic and financial statistics	0.01	0.01	0.01	0.02	0.02	0.02	0.03	0.03	0.03	0.04	0.22
2.2 Production of social and demographic statistics	0.00	0.00	0.00	0.00	0.00	0.00	0.00	0.00	0.00	0.00	0.00
2.3. Production of other relevant statistics	0.02	0.42	0.46	0.52	0.56	0.62	0.66	0.72	0.76	0.82	5.56
<b>2.4 Improving Economics and Financial data source</b>	<b>1.87</b>	<b>16.98</b>	<b>3.43</b>	<b>2.56</b>	<b>8.36</b>	<b>4.49</b>	<b>13.66</b>	<b>11.76</b>	<b>2.58</b>	<b>2.84</b>	<b>68.53</b>
2.4.1 Household Price Survey (HPS)	0.87	0.87	0.87	0.90	1.00	1.20	1.30	1.40	1.50	1.60	11.51
2.4.2 Census (Survey) of Business Activities (CBA)	0.30	3.00	0.30	0.35	3.50	0.36	0.37	3.75	0.38	0.39	12.70
2.4.3 National Agriculture Survey (NAS)	0.50	3.00	0.10	0.10	3.50	0.12	0.13	5.00	0.14	0.14	12.73
2.4.4 Household Income Expenditure Survey (HIES)	0.20	10.00	2.00	1.00	0.10	2.50	11.50	1.20	0.10	0.20	28.80
2.4.5 Access of trade data from PNG Customs	0.00	0.01	0.01	0.01	0.01	0.01	0.01	0.01	0.01	0.01	0.09
2.4.6 Compilation and regular update of a register of business activities in all the provinces.	As in 2.4.4	As in 2.4.4	As in 2.4.4	As in 2.4.4	As in 2.4.4	As in 2.4.4	As in 2.4.4	As in 2.4.4	As in 2.4.4	As in 2.4.4	As in 2.4.4
2.4.7 Collection of satellite accounts statistics - fisheries, forestry, crude oil, LNG, tourism, environment, climate change	0.00	0.10	0.15	0.20	0.25	0.30	0.35	0.40	0.45	0.50	2.70
<b>2.5 Improving Social and Demographic data source</b>	<b>3.00</b>	<b>31.00</b>	<b>154.20</b>	<b>7.00</b>	<b>3.30</b>	<b>1.70</b>	<b>0.80</b>	<b>0.70</b>	<b>16.10</b>	<b>32.50</b>	<b>250.30</b>
2.5.1 Demographic and Health Survey (DHS)	1.00	0.50	0.20	0.00	0.00	0.00	0.00	0.00	1.00	30.00	32.70
2.5.2 Labor Force Survey (LFS)	0.00	0.50	14.00	2.00	0.30	0.20	0.30	0.50	15.00	2.50	35.30
2.5.3 National Population & Housing Census (NPHC)	2.00	30.00	140.00	5.00	3.00	1.50	0.50	0.20	0.10	0.00	182.30
<b>2.6 Administrative data and statistics</b>	<b>7.62</b>	<b>8.08</b>	<b>8.54</b>	<b>9.00</b>	<b>9.46</b>	<b>9.92</b>	<b>10.38</b>	<b>10.84</b>	<b>11.30</b>	<b>11.76</b>	<b>96.90</b>
2.6.1 Education administrative data, annual school census	3.00	3.10	3.20	3.30	3.40	3.50	3.60	3.70	3.80	3.90	34.50



Activity	2018	2019	2020	2021	2022	2023	2024	2025	2026	2027	Total
<b>Estimated costs of NSS-wide programs &amp; activities in Millions of PNG Kina</b>											
2.6.2 Health administrative & surveillance data and health surveys	3.00	3.10	3.20	3.30	3.40	3.50	3.60	3.70	3.80	3.90	34.50
2.6.3 Police statistics & administrative data	0.30	0.32	0.34	0.36	0.38	0.40	0.42	0.44	0.46	0.48	3.90
2.6.4 Correctional Service statistics & administrative data	0.30	0.32	0.34	0.36	0.38	0.40	0.42	0.44	0.46	0.48	3.90
2.6.5 Budget revenue and expenditure records (DoT)	0.01	0.02	0.03	0.04	0.05	0.06	0.07	0.08	0.09	0.10	0.55
2.6.6 DJAG Statistics & administrative data	0.01	0.02	0.03	0.04	0.05	0.06	0.07	0.08	0.09	0.10	0.55
2.6.7 Civil & Identity Registration	1.00	1.20	1.40	1.60	1.80	2.00	2.20	2.40	2.60	2.80	19.00
<b>2.7 Technical Assistance and statistical training for Capacity building</b>	<b>1.68</b>	<b>1.95</b>	<b>2.06</b>	<b>2.10</b>	<b>2.25</b>	<b>2.36</b>	<b>2.47</b>	<b>2.58</b>	<b>2.69</b>	<b>2.80</b>	<b>22.94</b>
<b>3. Dissemination, Access and Utilization of Statistical Information</b>	<b>0.01</b>	<b>0.24</b>	<b>0.16</b>	<b>0.30</b>	<b>0.19</b>	<b>0.33</b>	<b>0.22</b>	<b>0.37</b>	<b>0.24</b>	<b>0.41</b>	<b>2.47</b>
<b>3.1 Dissemination and Access</b>	0.01	0.14	0.04	0.17	0.05	0.18	0.06	0.20	0.06	0.22	1.13
<b>3.2 Information, Communication Technology</b>	0.00	0.10	0.12	0.13	0.14	0.15	0.16	0.17	0.18	0.19	1.34
<b>3.3 Strengthening sub-national Statistics</b>	As in 1.1 & 3.1	As in 1.1 & 3.1	As in 1.1 & 3.1	As in 1.1 & 3.1	As in 1.1 & 3.1	As in 1.1 & 3.1	As in 1.1 & 3.1	As in 1.1 & 3.1	As in 1.1 & 3.1	As in 1.1 & 3.1	As in 1.1 & 3.1
<b>3.4 Investing in physical infrastructure and Technology</b>	As in 1.1.4 & 3.2	As in 1.1.4 & 3.2	As in 1.1.4 & 3.2	As in 1.1.4 & 3.2	As in 1.1.4 & 3.2	As in 1.1.4 & 3.2	As in 1.1.4 & 3.2	As in 1.1.4 & 3.2	As in 1.1.4 & 3.2	As in 1.1.4 & 3.2	As in 1.1.4 & 3.2
<b>Total</b>	<b>14.89</b>	<b>73.04</b>	<b>185.53</b>	<b>30.19</b>	<b>30.00</b>	<b>25.86</b>	<b>34.80</b>	<b>33.94</b>	<b>41.02</b>	<b>59.15</b>	<b>528.42</b>



### **3. NATIONAL STATISTICAL SYSTEM COORDINATION STRUCTURE**

#### **3.1 Introduction**

The implementation of the PNGSDS is expected to begin in 2018 and by 2019 a fully functional NSSCS should be in place to coordinate the implementation of the programs in the Strategy. In line with Alotau Accord II, the DNPM will lead in coordinating and monitoring the implementation of the PNGSDS programs and the related activities of key NSS agencies, for the next ten years (2018 - 2027). The NSSCS will serve as a coordination and dialogue mechanism for the different statistical agencies in the NSS.

#### **3.2 Purpose of the National Statistical System Coordination Structure (NSSCS)**

The purpose of the NSSCS is primarily to coordinate and manage the sources of statistical information, ensure statistics/data quality, pool together statistics/data regularly into a National Data Collection Center (NDCC). The Alotau Accord II reform agenda, point 31 specifically calls for the Department of National Planning & Monitoring to establish the NDCC. It will be established under the SCU at the DNPM. The SCU will also leverage funds for the implementation of the PNGSDS 2018-2027.

##### **3.2.1 Sources of statistical information**

The primary sources of statistical information and the agencies in the NSS responsible for producing various statistics were identified in sections 2.3 & 2.4, respectively of Volume 1 of the PNGSDS. The various sources of information require the agencies to be properly coordinated and that the statistics are collected and stored in the NDCC at the SCU, and designated as official by the National Statistician before dissemination on a timely and regular basis.

##### **3.2.2 Quality of statistics**

All official statistics need to meet international standards by producing statistics using internationally accepted practices such as the International Monetary Fund Data Quality Assessment Framework, General Data Dissemination System and Special Data Dissemination Standards. The NSSCS will ensure that quality data is produced according to internationally accepted practices that will enhance the credibility of the National Statistical System.

### **3.2.3 Investment in statistical capacity**

Coordination of appropriate training for human resource development in statistics is necessary and crucial. Investment in statistical capacity building for statistical officers in the NSS necessitates coordination. It takes time to recruit and develop human resources as well as establish the conditions for retention of highly trained statistical staff. Moreover, funding sources need to be leveraged through proper communication channels and for investment in statistical areas prioritized through the NSSCS.

### **3.2.4 Mandated responsibility**

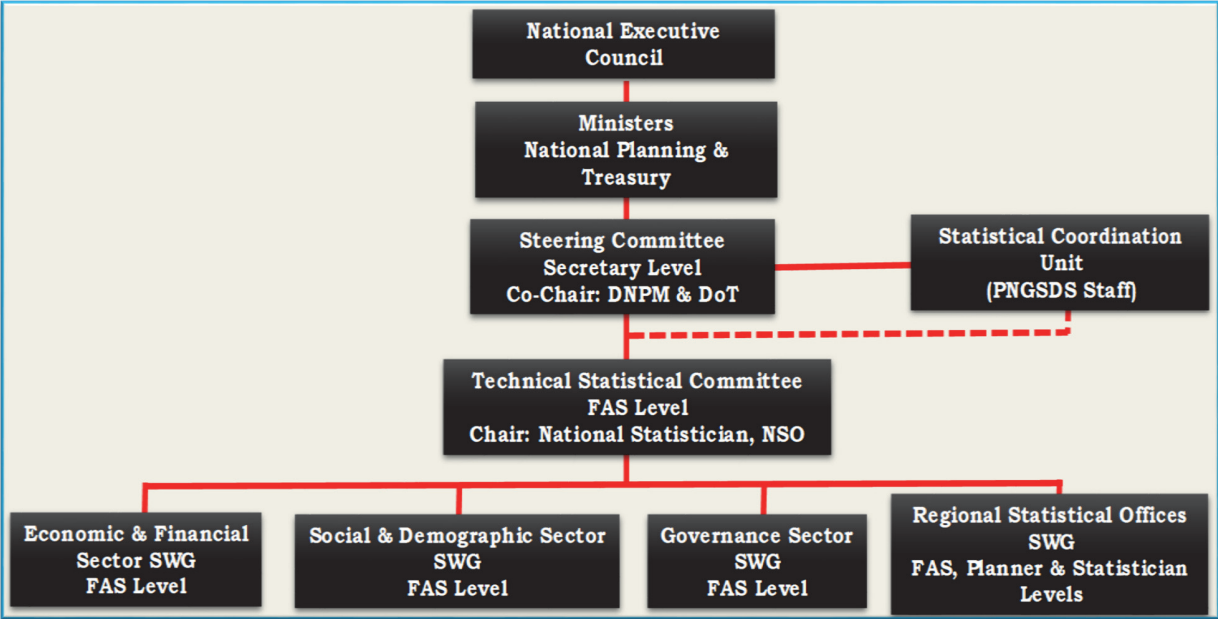
The NSO, being the nucleus of the NSS, has the mandated responsibility to harmonize the statistical activities of the NSS but requires support and empowerment. The NSSCS through the SCU provides the avenue for NSO support for coordination of the statistical elements of the state in the NSS. Currently there is no coordination framework in place, hence the need to set up the NSSCS as the coordination and dialogue mechanism. The DNPM will take lead in order to embrace the Alotau Accord II to undertake points 30 and 31.

## **3.3 The National Statistical System Coordination Structure**

The implementation of the PNGSDS (Volume 1) will require the setting up of a number of working committees to ensure its success. To improve the coordination of the NSS, the following committees need to be established (see Chart 3.1 below):

- PNGSDS Steering Committee (SC);
- Statistics Coordination Unit (SCU);
- Technical Statistical Committee (TSC);
- Statistics Working Group (SWG); and
- Ad hoc Committee.

**Chart 3.1: NSS Coordination Structure**



**3.3.1 The PNGSDS Steering Committee**

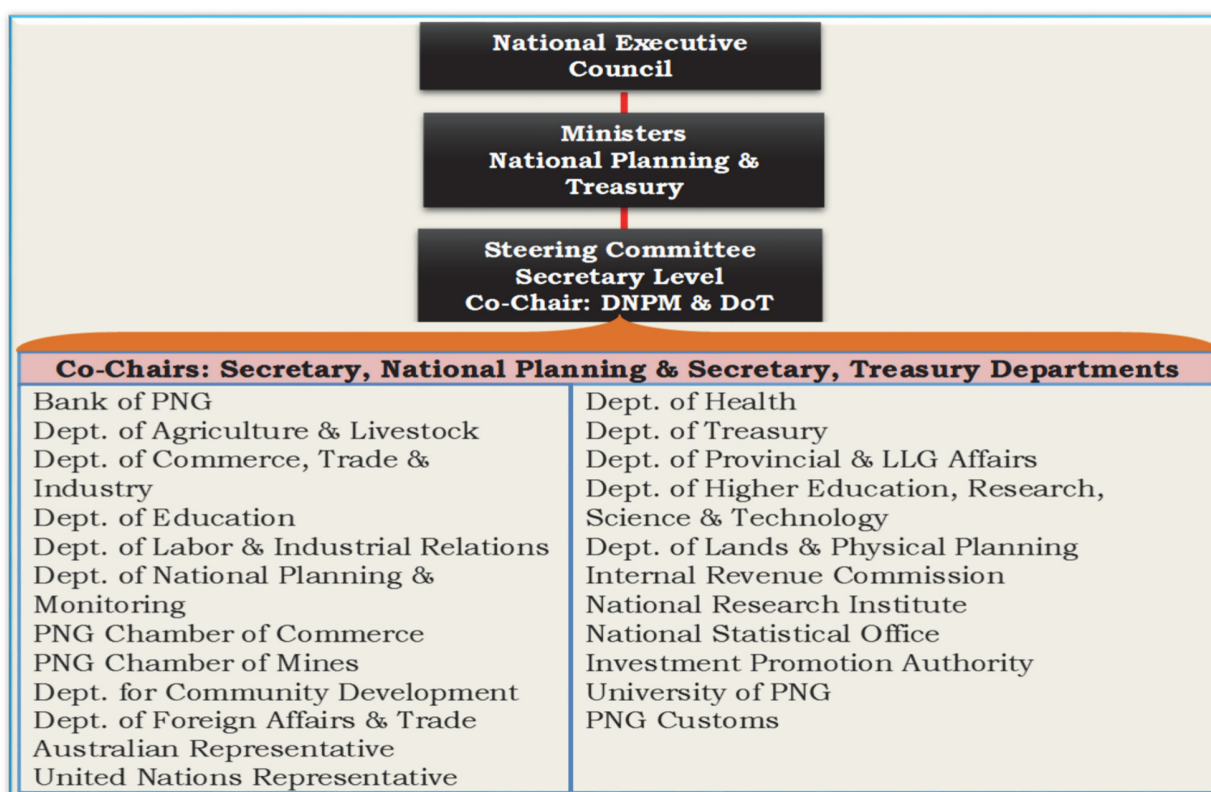
The PNGSDS Steering Committee will be co-chaired by the Secretaries of the DNPM and the Department of Treasury (DoT). This is primarily because DNPM is the main user of core official statistics and will house the SCU while DoT manages all the Government financial (recurrent) operations. Thus, it is ideal that these main players of the Government planning and financing are appropriately informed and enabled to understand and appreciate the operational needs and requirements of the NSS to function efficiently and effectively.

**3.3.1.1 Membership**

The members of the PNGSDS Steering Committee will consist of core state statistical agencies, state users and research institutions, and representatives from the non-public sectors (see Chart 3.2 below). State agencies’ representatives are needed at Secretary levels or alternatively at the Deputy Secretary levels for the Steering Committee.

The SC shall convene twice annually. However, the chairperson shall have the discretion to call meetings when required to consider urgent matters for the Ministers’ attention.

**Chart 3.2: PNGSDS Steering Committee membership**



Listed are 23 members (which is not exhaustive) in the PNGSDS Steering Committee with representatives from the core Government departments, agencies and the public-private sector representative agencies. The list of members shall be extended when the need surfaces to meet relevant statistics and indicators evolving from new Government initiatives and policies. The SCU Manager will be an ex-officio member of the SC.

### **3.3.1.2 Responsibilities**

The PNGSDS Steering Committee will serve the legitimate interests of the Government of PNG, state agencies and stakeholders by providing leadership and direction and ensure that the data gaps are addressed and that the NSS functions effectively producing quality statistics in a timely manner. Furthermore, the SC will direct the operations of the PNGSDS Implementation Plan (Volume 2) and the NSS through the SC. The statistical operations will include approving the conduct and the funding of the main data sources for statistics namely; censuses and surveys, and administrative records. The committee will ensure compliance with all relevant laws, regulations and that statistical code of best practices are maintained by the statistical producers and users at all times.

The SC shall be responsible for monitoring, managing and providing statistical policy guidelines and directions for the NSS. All official statistics (declared as official by the

National Statistician) shall be reported to the SC for endorsement. The SC will also consider and approve recommendations from the respective sectoral SWGs. All major statistical surveys, including their budgets, must be approved by the SC before they are conducted. The SC grants approval upon recommendation from the respective SWGs.

Other responsibilities for the committee include approving policies, annual programs and budgets aligned to the PNGSDS Implementation Plan, approval of annual progress reports; leading the advocacy and lobbying for infrastructure, funding, approving resource and technical requirements; and promoting and publicizing the implementation progress with authority.

### **3.3.2 Statistical Coordination Unit**

The SCU will be responsible for implementing the directions, decisions and policies (the resolutions) of the SC. They will further prepare and organize the SC's meetings and activities, and provide Unit services. The Unit will also advise and provide supporting role to the sector SWG when necessary and in consultation with the SC. Any planned and approved activities for the PNGSDS implementation will be coordinated, monitored and supported by the SCU including the management of data/statistics forms collected from the respective sector SWGs outlined in section 3.3.4 below.

#### **3.3.2.1 Statistical Coordination Unit staff**

It is of essence that the SCU has full-time staff engaged for coordinating and managing data collection forms and operations, and that the Unit is located at the DNPM. These staff members will be the PNGSDS implementation staff. A team of at least five officers are required to carry out the roles and responsibilities of the Statistical Coordination Unit. It should consist of a Coordination Manager and four statistical officers with expertise in the respective sectoral cluster statistics, namely; the Economics & Financial, Social & Demographic, Governance and the Subnational statistics.

#### **3.3.2.2 Responsibilities**

The responsibilities of the SCU are to prepare information for the SC on the status of core national statistics and indicators in the NSS, prepare meeting agendas, keep minutes and inform NSS members and the SWGs on decisions and directives of the PNGSDS Steering Committee. Further, the SCU monitors any progress on development of statistics in the NSS and provides statistical advice to the SC and the SWGs. The SCU prepares quarterly reports on the activities of the Strategy implementation for the information of the SC.

The delegation of the statistical activities recommended by the SC will be assigned to its responsible agency member of the SCU to undertake. They will further coordinate and manage all data/statistics collected regularly through the SWGs and will be kept in the National Data Collection Center maintained by the SCU at the DNPM.

### **3.3.3 Technical Statistical Committee**

The Technical Statistical Committee (TSC) consists of three (3) nominees each from the four (4) thematic sector SWGs and performs the tasks of the SWGs at the TSC meetings. They will meet on a regular basis consistent with the meetings of the SWGs to up-date and progress the tasks of the respective SWG. They will further ensure members of the sector SWGs are informed of the statistical activities and progress statistical activities of the NSS during the TSC meetings.

The Chairman (National Statistician) of the TSC and/or the SWG's nominee/ representative will report to the PNGSDS Steering Committee during the SC meetings. They will report on the outcomes and progress of the respective sector:

- Statistical activities, programs and plans;
- Budget plans and fund sources;
- Agreements, policies and charters;
- Reviews and technical assistance Terms of Reference for specific tasks;
- Endorses and verifies the data forms collected regularly from the respective SWG members for the NDCC kept by the SCU; and
- All other responsibilities undertaken by the sector SWGs.

### **3.3.4 Sector Statistics Working Groups**

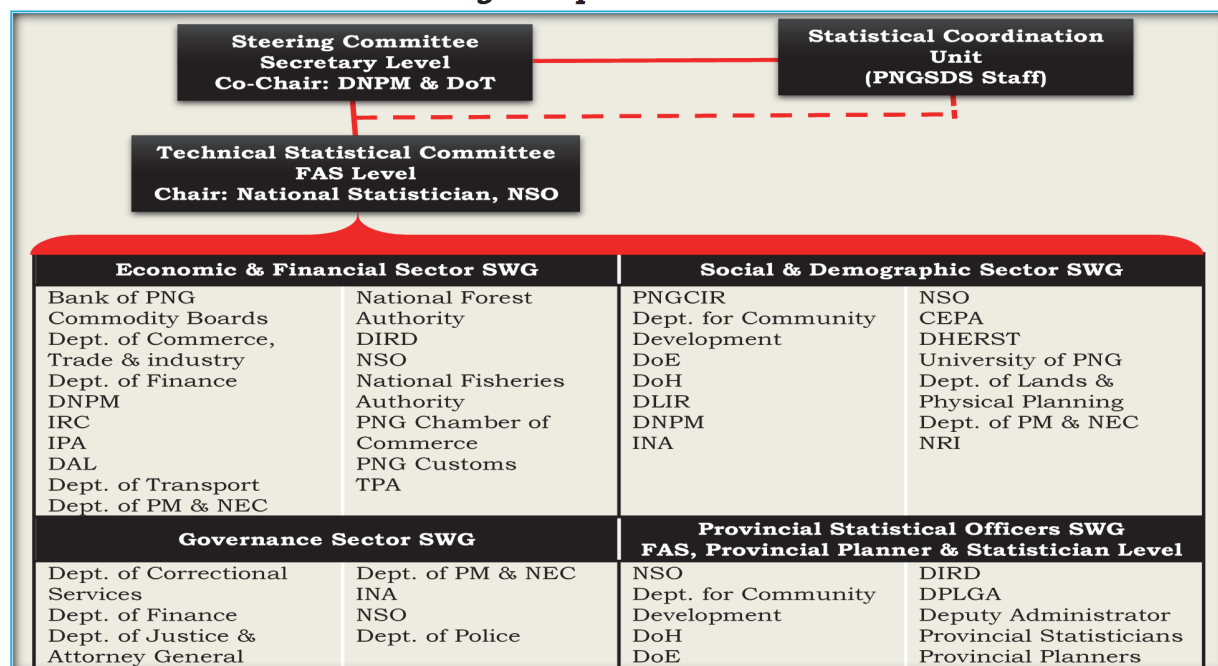
The Statistics Working Groups (SWGs) will be organized in a thematic way, vis-a-viz: Economic & Financial, Social & Demographic, Governance and the Sub-national (Regional) statistics sectors.

Statistical agencies, whether core producer and/or user, will be grouped under the said thematic groups. Each of them will work cohesively to provide to each other the required statistics and will work towards achieving their target statistical product(s) according to their statistical calendar of release. The National Statistician or his/her nominee will chair the SWG meetings that will be facilitated by the SCU. The SCU organizes meetings for the SWGs to deliberate on statistical issues and concerns on a regular basis. The chairperson can also request for SWG meeting as and when necessary on specific sector issues and on needs basis as he/she sees fit.

#### **3.3.4.1 Statistics Working Group membership**

The membership of the sector SWGs will consist of key agency representatives as per the list in Chart 3.3 below. The statistical agency representatives to be at First Assistant Secretary (FAS) level.

**Chart 3.3: Statistical Working Groups**



### 3.3.4.2 Responsibilities

It will be the responsibility of the key statistical agency representatives to report any progress, status and issues with the implementation of the PNGSDS at respective SWG meetings. The issues will be discussed as agenda item upon request to the SCU for inclusion at the SWG meetings. The agency representatives will provide the SWG with any information requested by the meetings. The SWGs will also deal with the following tasks:

- Consider and recommend to the PNGSDS Steering Committee through the Technical Statistical Committee to demand from the NSS agencies statistical data necessary for the compilation of key indicators. For example, National Accounts data such as trade statistics, for the calculation of Gross Domestic Product;
- Provide to the SCU, all statistics/data on a regular basis as required and agreed to be collected and stored at the SCU National Data Collection Center established within the DNPM;
- Review progress and critical issues constraining the successful implementation, and propose the way forward;
- Prepare and review the annual PNGSDS implementation activities and budgets for submission to the PNGSDS Steering Committee;
- Review workshop programs and budgets;



- Contribute to the formulation of policies and coordination mechanisms;
- Review and/or appoint Ad hoc committees and consultants and determine their respective Terms of Reference for specific tasks;
- Develop a framework for mobilizing, harnessing and leveraging resources, both national and international, as a basis for effective and results-oriented strategic management of the PNGSDS implementation;
- Sensitize and expand the collaborative activities with key stakeholders (including development partners), and support the production and distribution of statistical data;
- Embark on a route of extensive and vigilant advocacy to take on *all* stakeholders, including the Government of PNG, and emphasize the urgent need for all departments and agencies to have statistical units staffed with requisite qualified personnel; and
- Review the list of group members regularly and replace absentee and non-performing members with officers, either from the same institutions or allied ones.

The regional offices will also provide support to the SWGs on any statistics required of them in the tasks mentioned above. The SWGs will meet quarterly each year and will be the avenue for regular dialogue and discussion on issues and concerns of their interest on statistics.

### **3.3.5 Ad hoc Committee(s)**

The Ad hoc committees will comprise of at least three members and shall be selected from within the PNGSDS Steering Committee and the respective SWGs to undertake special assignments for the benefit of the SC to assist in its decision-making. For example, in overseeing the PNGSDS implementation mid-term review process, and to ensure that the Terms of References of the review process had been adhered to. The Review Reports and recommendations will be initially reviewed by the Ad hoc committee before forwarding to the SWGs for their consideration. The PNGSDS Steering Committee then will consider the subsequent recommendations and appropriate decisions taken. The responsibilities and regularity of meetings will depend on the nature and scope of task or assignment.

## **4. MONITORING AND EVALUATION**

### **4.1 Introduction**

It is expected that various NSS agencies will develop their own programs and activities based on the strategies in the PNGSDS. The strategic themes and objectives in Volume 1 should be used as a guide to develop agency programs.

The DNPM in conjunction with the NSO will be the lead agencies in implementing the key activities in this Volume (2). Other activities will involve various agencies in the NSS as and where appropriate.

### **4.2 Monitoring the Implementation Plan**

The monitoring of the implementation of the PNGSDS 2018 - 2027 will be carried out every six months. It will be done by reviewing the initiation and extent of carrying out activities, achievements and constraints during the period. The PNGSDS Implementation Plan indicates the activities due for implementation, those that are on-going, the extent and time left to complete an activity and the specified output to be achieved. The monitoring will take into account the participating NSS agencies achievement and challenges in implementing their respective statistics plans. The participating NSS agencies will be tasked to produce quarterly reports on their performance and challenges to the sector SWG and the PNGSDS Steering Committee.

### **4.3 Evaluation of the Strategy implementation**

The evaluation of the Strategy implementation will be conducted at the end of the first three years (2020), end of six years (2023) and at the end of the entire plan period (2027). The evaluation at the end of the first three years will focus on assessing the relevance of the strategic objectives, activities implemented, as well as those not yet implemented, achievements and challenges, and changes that may be required in implementing the rest of the Strategy. The end of period (10-years) evaluation will focus on the overall achievements, the quality and factors that conditioned the results. The quality will be assessed by the funds applied, the extent of the achievements as outlined in *Annex 2: PNGSDS 2018 – 2027 core statistics and indicators* of Volume 1.

The main indicators for the evaluation exercises will be the performance indicators at the appropriate points in times in the said schedule of Volume 1 in Annex 2. An important question the evaluation should answer is; which of the core statistics that are linked to the MTDP and PNGDSP indicators as shown in Annex 4 have been produced.

The evaluation will be carried out by consultants and stakeholders and overseen by an Ad hoc Committee. The independence of the review consultants should be maintained. The review team should consist of at least two internal members (from within country)

and external (out of country) members with representatives from each sector (economics, social and governance). The Chairperson of the review team and the TORs should be determined by the sector SWGs and endorsed by the PNGSDS Steering Committee.

#### 4.4 Calendar of cyclical and regular activities

**Table 4.1: Calendar of cyclical and regular activities**

Programs/Activities	2018	2019	2020	2021	2022	2023	2024	2025	2026	2027
<b>Cyclical activities</b>										
<b>Improving data source</b>										
Census of Business Activities (CBA)										
National Agriculture Survey										
Household Income & Expenditure Survey (HIES)										
National Population & Housing Census										
Demographic & Health Survey										
Labour Force Survey										
<b>Regular activities</b>										
<b>Executive and administrative organization</b>										
NSS Coordination Framework (NSSCS)										
Development of Human Resource Capacity										
Advocacy – PNGSDS Implementation & Funding										
<b>Production of economics and social statistics</b>										
Production of Economic statistics - NA, CPI, trade statistics - imports & exports, commodity, petroleum & mining sector										
Quarterly and annual inflation rates (CPI)										
Population, Health, Education and Law & Justice sector statistics										
<b>Improve social and economic data source</b>										
Collection of Data - PNG Customs (ASYCUDA)										
Consumer Price Survey (CPS - CPI)										
Compilation & regular up-dates of Business Register										

Programs/Activities	2018	2019	2020	2021	2022	2023	2024	2025	2026	2027
Collection of Trade statistics – commodities, mining & petroleum sector collection of Trade statistics – commodities, mining & petroleum sector										
Collection of Satellite Accounts Statistics -, Tourism, Environment, Climate Change, etc.										
National Population & Housing Census, Labour Force Survey, Demographic & Health Survey										
Provincial Data System (PDS).										
Collection of other relevant data which impact on development viz Urbanization (Urban drift, housing)										
Administrative Data – DoE, DoH, Police, DJAG, CIS, PDS, GFS, Trade, Tax, IPA, etc.										
<b>Improving quality of data</b>										
Technical Assistance- TA & Training, capacity building on international practices on compiling NA & other economics statistics, census and survey management, data collection methodologies, data analysis, Statistical Operations and Procedures (SOAP), IMF Data Quality Assessment Framework (DQAF) and ICT. Establish twinning arrangement with National & International institutions										
<b>Statistical support and informatics</b>										
Dissemination, Access and Use of Information										
Information, Communication & Technology (ICT)										
Strengthen access to stats info at Regional & Provincial levels										
<b>Investment in physical infrastructure and technology</b>										

## ANNEXES

### Annex 1: NSS-wide programs, activities and projects 2018 – 2027

No.	Activity	Performance Indicator	Responsible agencies	Estimates in Millions of PNG Kina													Total
				2018	2019	2020	2021	2022	2023	2024	2025	2026	2027				
<b>1. Executive and organizational management</b>				<b>0.68</b>	<b>14.36</b>	<b>16.67</b>	<b>8.69</b>	<b>5.86</b>	<b>6.42</b>	<b>6.58</b>	<b>6.94</b>	<b>7.32</b>	<b>7.98</b>	<b>81.50</b>			
<b>1.1 Establishing the NSS Coordination Structure (NSSCS)</b>				<b>0.63</b>	<b>13.81</b>	<b>16.11</b>	<b>8.11</b>	<b>5.27</b>	<b>5.82</b>	<b>5.97</b>	<b>6.32</b>	<b>6.68</b>	<b>7.33</b>	<b>76.05</b>			
1.1.1	Establish the Statistical Coordination Unit (SCU) & recruit staff	Establish a functioning SCU at NSO (or DNPM) by 2018. Recruitment of staff. Quarterly Reports	DoT/DNPM/NSO	0.60	1.50	1.60	1.70	1.80	1.90	2.00	2.10	2.20	2.30	17.70			
1.1.2	Establish the PNGSDS Steering Committee	The PNGSDS Steering Committee with members established by 2018 with quarterly meetings. TOR checklist. Meeting minutes	DoT/DNPM/NSO	0.01	0.01	0.01	0.01	0.02	0.02	0.02	0.02	0.03	0.03	0.18			
1.1.3	Establish sector Statistics Working Groups (SWGs) for the Economic and Financial cluster, Social and Demographic cluster, and Governance cluster	Functioning SWGs with members established by 2018 with quarterly meetings. TOR checklist. Meeting minutes	DoT/DNPM/NSO	0.01	0.30	0.35	0.40	0.45	0.50	0.55	0.60	0.65	0.70	4.51			
1.1.4	Establish the Regional Statistical Offices	Establishment of Regional statistical offices in the four regions by 2018	NSO	0.00	12.00	14.00	6.00	3.00	3.20	3.40	3.60	3.80	4.00	53.00			

No.	Activity	Performance Indicator	Responsible agencies	2018	2019	2020	2021	2022	2023	2024	2025	2026	2027	Total
<b>Estimates in Millions of PNG Kina</b>														
1.1.5	Independent consultants to conduct periodic review of PNGSDS at end of 2019, 2022, 2026	Consultants' report of mid-term review of PNGSDS in 2019, 2022, 2026	NSO/DNPM/DoT	0.00	0.00	0.15	0.00	0.00	0.20	0.00	0.00	0.00	0.30	0.65
1.1.6	Review Statistical Services Act to facilitate and enhance the compliance of all NSS stakeholders, companies and individuals in providing statistical information	Revised Statistical Services Act by 2018	NSO/Constitutional Law Reform Commission/ State Solicitor/ First Legislative Council	0.01	0.00	0.00	0.00	0.00	0.00	0.00	0.00	0.00	0.00	0.01
1.1.7	The use by NSS agencies of PNGSIC, international classifications, concepts and methods which promote consistency and efficiency of statistical systems at all official levels	Use and production of PNGSIC by all NSS agencies by 2018	NSO/NSS	0.00	0.00	0.00	0.00	0.00	0.00	0.00	0.00	0.00	0.00	0.00
<b>1.2 Development of Human Resource</b>				<b>0.00</b>	<b>0.50</b>	<b>0.51</b>	<b>0.52</b>	<b>0.53</b>	<b>0.54</b>	<b>0.55</b>	<b>0.56</b>	<b>0.57</b>	<b>0.58</b>	<b>4.86</b>
1.2.1	Develop Human Resource Development Plan for NSO/NSS plan based on the needs of PNGSDS (to include HR succession plan and change management plan)	Ten-Year Human Resource Development plan by 2018	NSS/NSO	0.00	0.00	0.00	0.00	0.00	0.00	0.00	0.00	0.00	0.00	0.00
1.2.2	NSO to take stock of its current HR	Assessment report of NSO HR capacity	NSS/NSO	0.00	0.00	0.00	0.00	0.00	0.00	0.00	0.00	0.00	0.00	0.00

No.	Activity	Performance Indicator	Responsible agencies	2018	2019	2020	2021	2022	2023	2024	2025	2026	2027	Total
<b>Estimates in Millions of PNG Kina</b>														
1.2.3	capacity and staff needed for restructure	and staff needs conducted by 2018		0.00	0.50	0.51	0.52	0.53	0.54	0.55	0.56	0.57	0.58	4.86
	All NSS agencies to recruit statistical officers.	Statisticians and relevant staff recruited by NSS agencies by 2018	NSS/NSO											
1.2.4	Performance based appraisals against agreed staff Key Performance Indicators (KPI's)	Performance based appraisal system against KPI for NSO by 2018	NSO	0.00	0.00	0.00	0.00	0.00	0.00	0.00	0.00	0.00	0.00	0.00
1.2.5	Training to develop management capacity - quality leadership, financial management	NSS/NSO management trained on quality leadership and financial management by 2018	NSS/NSO/ Development Partners	As in 2.7	As in 2.7	As in 2.7	As in 2.7	As in 2.7	As in 2.7	As in 2.7	As in 2.7	As in 2.7	As in 2.7	As in 2.7
<b>1.3 Advocacy for implementing and funding the PNGSDS</b>				<b>0.05</b>	<b>0.05</b>	<b>0.05</b>	<b>0.06</b>	<b>0.06</b>	<b>0.06</b>	<b>0.06</b>	<b>0.06</b>	<b>0.07</b>	<b>0.07</b>	<b>0.59</b>
1.3.1	Develop a communication plan for the implementation of the PNGSDS	Communication plan developed by end of second quarter 2018	NSO	As in 1.1	As in 1.1	As in 1.1	As in 1.1	As in 1.1	As in 1.1	As in 1.1	As in 1.1	As in 1.1	As in 1.1	As in 1.1
1.3.2	Advocate for implementation of PNGSDS to all NSS stakeholders	Advocacy booklet produced by 2018. Summarized PNGSDS to be published by 2018	NSO/NSS	As in 1.1	As in 1.1	As in 1.1	As in 1.1	As in 1.1	As in 1.1	As in 1.1	As in 1.1	As in 1.1	As in 1.1	As in 1.1
1.3.3	Advocate for adequate and efficient GoPNG funding of implementation of PNGSDS	GoPNG provision of adequate funding of PNGSDS annual activities	DNPM/NSO/ Steering Committee	As in 1.1	As in 1.1	As in 1.1	As in 1.1	As in 1.1	As in 1.1	As in 1.1	As in 1.1	As in 1.1	As in 1.1	As in 1.1
1.3.4	Seek alternative sources of funding for	Development Partners fund components of	DNPM/NSO/ Steering Committee/	As in 1.1	As in 1.1	As in 1.1	As in 1.1	As in 1.1	As in 1.1	As in 1.1	As in 1.1	As in 1.1	As in 1.1	As in 1.1



No.	Activity	Performance Indicator	Responsible agencies	2018	2019	2020	2021	2022	2023	2024	2025	2026	2027	Total
				<b>Estimates in Millions of PNG Kina</b>										
	the implementation of the PNGSDS	annually planned activities of PNGSDS	Development Partners											
1.3.5	Fund training and up-skilling of statisticians on conducting surveys and censuses as well as in analysis, report writing, generating outputs and publishing information from survey and census data	GoPNG and Development partners fund identified training for up-skilling statisticians in annual activities	DNPM/NSO/Development Partners	As in 1.1	As in 1.1	As in 1.1	As in 1.1	As in 1.1	As in 1.1	As in 1.1	As in 1.1	As in 1.1	As in 1.1	As in 1.1
1.3.6	Fund technical assistance for data production (data analysis, interpretation, reporting) and dissemination using IMF DQAF	Statisticians trained on data production and dissemination using IMF DQAF. End of assignment TA report	DNPM/NSO/Development Partners	As in 1.1	As in 1.1	As in 1.1	As in 1.1	As in 1.1	As in 1.1	As in 1.1	As in 1.1	As in 1.1	As in 1.1	As in 1.1
1.3.7	Provision of adequate funds to establish the National Statistic System Coordination Framework	GoPNG funding to establish NSSCS by 2018	DNPM/NSO	As in 1.1	As in 1.1	As in 1.1	As in 1.1	As in 1.1	As in 1.1	As in 1.1	As in 1.1	As in 1.1	As in 1.1	As in 1.1
1.3.8	Actively plan and source funding before scheduled date for conduct of population census and major surveys	GoPNG & Development partners funding of preparation of population census and survey before date of conduct of population census and major surveys	DoT/DNPM/NSO/NSS/Development Partners	As in 1.1	As in 1.1	As in 1.1	As in 1.1	As in 1.1	As in 1.1	As in 1.1	As in 1.1	As in 1.1	As in 1.1	As in 1.1

No.	Activity	Performance Indicator	Responsible agencies	2018	2019	2020	2021	2022	2023	2024	2025	2026	2027	Total
<b>Estimates in Millions of PNG Kina</b>														
1.3.9	Timely Release of funds for Censuses & Surveys	Timely conduct of census & surveys according to statistical calendar	NSO/DoT	As in 1.1	As in 1.1	As in 1.1	As in 1.1	As in 1.1	As in 1.1	As in 1.1	As in 1.1	As in 1.1	As in 1.1	As in 1.1
1.3.10	Management of funds and procurement guidelines aligned with GoPNG Public Finance Management Act and Development Partners requirements	Annual financial reports / Annual Audit reports	NSO/NSS	0.05	0.05	0.05	0.06	0.06	0.06	0.06	0.06	0.07	0.07	0.59
1.3.11	Advocate for the establishment of a Statistical Development Fund ("Basket Fund" in a trust account) to be administered by NSO, DNPM or DoT	A trust account with control mechanism established by 2018	DoT/DNPM/NSO/Development Partners	As in 1.1	As in 1.1	As in 1.1	As in 1.1	As in 1.1	As in 1.1	As in 1.1	As in 1.1	As in 1.1	As in 1.1	As in 1.1
<b>2. Strengthening the Quality of NSS Products</b>				<b>14.2</b>	<b>58.4</b>	<b>168.7</b>	<b>21.2</b>	<b>24.0</b>	<b>19.1</b>	<b>28.0</b>	<b>26.6</b>	<b>33.5</b>	<b>50.8</b>	<b>444.5</b>
<b>2.1 Production of economic and financial statistics</b>				<b>0.01</b>	<b>0.01</b>	<b>0.01</b>	<b>0.02</b>	<b>0.02</b>	<b>0.02</b>	<b>0.03</b>	<b>0.03</b>	<b>0.03</b>	<b>0.04</b>	<b>0.22</b>
2.1.1	Timely compilation and release of National Accounts (GDP)	Publication of National Accounts reports by mid-2018 and annually thereafter	NSO	0.01	0.01	0.01	0.02	0.02	0.02	0.03	0.03	0.03	0.04	0.22
2.1.2	Quarterly and annual inflation rates (CPI)	Publication of Quarterly and annual CPI reports	NSO	As in 2.4.1	As in 2.4.1	As in 2.4.1	As in 2.4.1	As in 2.4.1	As in 2.4.1	As in 2.4.1	As in 2.4.1	As in 2.4.1	As in 2.4.1	As in 2.4.1
2.1.3	Employment & unemployment Statistics	Publication of Annual report on statistics on employment and unemployment by DLIR	Department of Labour & Industrial Relations (DLIR)/ NSO	As in 2.5.3	As in 2.5.3	As in 2.5.3	As in 2.5.3	As in 2.5.3	As in 2.5.3	As in 2.5.3	As in 2.5.3	As in 2.5.3	As in 2.5.3	As in 2.5.3

No.	Activity	Performance Indicator	Responsible agencies	2018	2019	2020	2021	2022	2023	2024	2025	2026	2027	Total
<b>Estimates in Millions of PNG Kina</b>														
2.1.4	Trade statistics on Import and export volume & revenue	Publication of Quarterly and Annual report on import and export volume, revenue (trade statistics)	PNG Customs/ BPNG/ Department of Commerce, Trade & Industry	As in 2.4.2	As in 2.4.2	As in 2.4.2	As in 2.4.2	As in 2.4.2	As in 2.4.2	As in 2.4.2	As in 2.4.2	As in 2.4.2	As in 2.4.2	As in 2.4.2
2.1.5	Trade statistics on agricultural products (meat, coffee, cocoa, oil palm, copra)	Publication of Annual reports on agricultural statistics by DAL	DAL/DCTI/ PNG Customs/ BPNG	As in 2.4.	As in 2.4.2	As in 2.4.2	As in 2.4.2	As in 2.4.2	As in 2.4.2	As in 2.4.2	As in 2.4.2	As in 2.4.2	As in 2.4.2	As in 2.4.2
2.1.6	Fisheries exports & Income statistics (Tuna, prawn)	Publication of Annual reports on fisheries statistics by Department of Fisheries and Marine Resources & Fisheries Authority	National Fisheries Authority/ Coastal Fisheries/ PNG Customs	As in 2.4.2	As in 2.4.2	As in 2.4.2	As in 2.4.2	As in 2.4.2	As in 2.4.2	As in 2.4.2	As in 2.4.2	As in 2.4.2	As in 2.4.2	As in 2.4.2
2.1.7	Timber statistics (value of total exports)	Publication of Annual reports on Timber statistics by Department of Forestry & Forest Authority	Department of Forests/ Forest Authority	As in 2.4.2	As in 2.4.2	As in 2.4.2	As in 2.4.2	As in 2.4.2	As in 2.4.2	As in 2.4.2	As in 2.4.2	As in 2.4.2	As in 2.4.2	As in 2.4.2
2.1.8	Petroleum statistics (Value of crude oil production and exports, LNG revenue)	Publication of Annual reports on Petroleum statistics by Department of Petroleum and Energy	Department of Petroleum & Energy/ MRDC	As in 2.4.2	As in 2.4.2	As in 2.4.2	As in 2.4.2	As in 2.4.2	As in 2.4.2	As in 2.4.2	As in 2.4.2	As in 2.4.2	As in 2.4.2	As in 2.4.2
2.1.9	Total Import and Export statistics (volume, revenue)	Publication of Annual Import and Export statistics by PNG Customs and BPNG	PNG Customs/ BPNG/NSO	As in 2.4.2	As in 2.4.2	As in 2.4.2	As in 2.4.2	As in 2.4.2	As in 2.4.2	As in 2.4.2	As in 2.4.2	As in 2.4.2	As in 2.4.2	As in 2.4.2

No.	Activity	Performance Indicator	Responsible agencies	2018	2019	2020	2021	2022	2023	2024	2025	2026	2027	Total
2.1.10	Satellite Accounts Statistics (environment, tourism, climate change)	Publication of Annual reports on Satellite Accounts statistics by responsible departments (Environment & Conservation, TPA, Office of Climate Change)	Department of Environment and Conservation /TPA/Office of Climate Change	As in 2.4.7	As in 2.4.7	As in 2.4.7	As in 2.4.7	As in 2.4.7	As in 2.4.7	As in 2.4.7	As in 2.4.7	As in 2.4.7	As in 2.4.7	As in 2.4.7
<b>2.2 Production of Social and Demographic Statistics</b>				<b>0.00</b>	<b>0.00</b>	<b>0.00</b>	<b>0.00</b>	<b>0.00</b>	<b>0.00</b>	<b>0.00</b>	<b>0.00</b>	<b>0.00</b>	<b>0.00</b>	<b>0.00</b>
<b>Population statistics</b>				<b>0.00</b>	<b>0.00</b>	<b>0.00</b>	<b>0.00</b>	<b>0.00</b>	<b>0.00</b>	<b>0.00</b>	<b>0.00</b>	<b>0.00</b>	<b>0.00</b>	<b>0.00</b>
2.2.1	Total Population (Disaggregated by regions, province, district, LLGs, gender, age groups, urban/ rural & nationalities) Population growth rate, Disability statistics	Publication of these population statistics every 5 years in census report	NSO	As in 2.5.4	As in 2.5.4	As in 2.5.4	As in 2.5.4	As in 2.5.4	As in 2.5.4	As in 2.5.4	As in 2.5.4	As in 2.5.4	As in 2.5.4	As in 2.5.4
2.2.2	Internal migration and urbanization (rural to urban)	Publication of internal migration and urbanization statistics annually by Office of Urbanization and Development every five years by NSO	Office of Urbanization /Department of Community Development /NSO	As in 2.5.4	As in 2.5.4	As in 2.5.4	As in 2.5.4	As in 2.5.4	As in 2.5.4	As in 2.5.4	As in 2.5.4	As in 2.5.4	As in 2.5.4	As in 2.5.4
2.2.3	Human Development Index (HDI), Human Poverty Index (HPI), Gender Development Index (GDI)	Population Census reports & HIES reports	NSO	As in 2.5.4	As in 2.5.4	As in 2.5.4	As in 2.5.4	As in 2.5.4	As in 2.5.4	As in 2.5.4	As in 2.5.4	As in 2.5.4	As in 2.5.4	As in 2.5.4
<b>Education Statistics</b>				<b>0.00</b>	<b>0.00</b>	<b>0.00</b>	<b>0.00</b>	<b>0.00</b>	<b>0.00</b>	<b>0.00</b>	<b>0.00</b>	<b>0.00</b>	<b>0.00</b>	<b>0.00</b>

No.	Activity	Performance Indicator	Responsible agencies	2018	2019	2020	2021	2022	2023	2024	2025	2026	2027	Total
<b>Estimates in Millions of PNG Kina</b>														
2.2.4	Net admission rate, Net enrollment rate, Gross enrollment rate, Sex enrollment ratios (grade aggregated, age aggregated)	Publication of these core education statistics in DoE Annual reports	DoE	As in 2.6.1	As in 2.6.1	As in 2.6.1	As in 2.6.1	As in 2.6.1	As in 2.6.1	As in 2.6.1	As in 2.6.1	As in 2.6.1	As in 2.6.1	As in 2.6.1
2.2.5	Completion rate (Grade 8, 10, 12), Retention rate, Average class size, Teacher to pupil ratios, Literacy rates - Youth & adult	Publication of these core education statistics in DoE Annual reports	DoE/NSO	As in 2.6.1	As in 2.6.1	As in 2.6.1	As in 2.6.1	As in 2.6.1	As in 2.6.1	As in 2.6.1	As in 2.6.1	As in 2.6.1	As in 2.6.1	As in 2.6.1
<b>Health Statistics</b>				<b>0.00</b>	<b>0.00</b>	<b>0.00</b>	<b>0.00</b>	<b>0.00</b>	<b>0.00</b>	<b>0.00</b>	<b>0.00</b>	<b>0.00</b>	<b>0.00</b>	<b>0.00</b>
2.2.6	Infant mortality rates (up to 12 months, Children under five mortality rate, Maternal mortality rates, Fertility rate, Crude birth rate, Crude death rate, Morbidity rate (e.g. prevalence of TB, Pneumonia etc.)	Publication of these core health statistics in annual DoH reports	DoH/NSO	As in 2.6.2	As in 2.6.2	As in 2.6.2	As in 2.6.2	As in 2.6.2	As in 2.6.2	As in 2.6.2	As in 2.6.2	As in 2.6.2	As in 2.6.2	As in 2.6.2
2.2.7	Supervised deliveries, Ante-natal care, immunization coverage. Access to health facilities. % of PLHIV on ART	Publication of these core health statistics in Annual DoH reports	DoH/NSO	As in 2.6.2	As in 2.6.2	As in 2.6.2	As in 2.6.2	As in 2.6.2	As in 2.6.2	As in 2.6.2	As in 2.6.2	As in 2.6.2	As in 2.6.2	As in 2.6.2
<b>Law &amp; Justice Sector Statistics</b>				<b>0.00</b>	<b>0.00</b>	<b>0.00</b>	<b>0.00</b>	<b>0.00</b>	<b>0.00</b>	<b>0.00</b>	<b>0.00</b>	<b>0.00</b>	<b>0.00</b>	<b>0.00</b>
2.2.8	Police statistics (crime) & administrative data	Publication of police statistics in RPNCG Annual reports	Department of Police	As in 2.6.3	As in 2.6.3	As in 2.6.3	As in 2.6.3	As in 2.6.3	As in 2.6.3	As in 2.6.3	As in 2.6.3	As in 2.6.3	As in 2.6.3	As in 2.6.3

No.	Activity	Performance Indicator	Responsible agencies	2018	2019	2020	2021	2022	2023	2024	2025	2026	2027	Total
<b>Estimates in Millions of PNG Kina</b>														
2.2.9	Correctional Institutional Services statistics & administrative data	Publication of CIS statistics in CIS Annual reports	CIS	As in 2.6.4	As in 2.6.4	As in 2.6.4	As in 2.6.4	As in 2.6.4	As in 2.6.4	As in 2.6.4	As in 2.6.4	As in 2.6.4	As in 2.6.4	As in 2.6.4
2.2.10	Law & Justice statistics & administrative data from Department of Justice & Attorney General	Publication of Law & Justice statistics in DJAG annual reports	DJAG	As in 2.6.6	As in 2.6.6	As in 2.6.6	As in 2.6.6	As in 2.6.6	As in 2.6.6	As in 2.6.6	As in 2.6.6	As in 2.6.6	As in 2.6.6	As in 2.6.6
<b>2.3. Production of other relevant statistics</b>				<b>0.02</b>	<b>0.42</b>	<b>0.46</b>	<b>0.52</b>	<b>0.56</b>	<b>0.62</b>	<b>0.66</b>	<b>0.72</b>	<b>0.76</b>	<b>0.82</b>	<b>5.56</b>
<b>Higher Education, Research &amp; Technology (HERST) statistics</b>				<b>0.01</b>	<b>0.01</b>	<b>0.01</b>	<b>0.02</b>	<b>0.02</b>	<b>0.03</b>	<b>0.03</b>	<b>0.04</b>	<b>0.04</b>	<b>0.05</b>	<b>0.26</b>
2.3.1	Enrollment statistics at Tertiary institutions	Publication of DHERST Annual report on enrollment statistics at Tertiary/ Technical institutions	DHERST	As in DHER ST stats	As in DHER ST stats	As in DHER ST stats	As in DHER ST stats	As in DHER ST stats	As in DHERS T stats	As in DHER ST stats	As in DHER ST stats	As in DHER ST stats	As in DHER ST stats	As in DHER ST stats
2.3.2	Statistics on Graduates (tertiary education)	Publication of DHERST Annual report of statistics on graduates by DHERST Annual report on graduates	DHERST/ NSO	As in DHER ST stats	As in DHER ST stats	As in DHER ST stats	As in DHER ST stats	As in DHER ST stats	As in DHERS T stats	As in DHER ST stats	As in DHER ST stats	As in DHER ST stats	As in DHER ST stats	As in DHER ST stats
2.3.3	Statistics on Skilled workforce	Publication of Annual report of statistics on skilled workforce by DLIR	DLIR/NSO	As in DHER ST stats	As in DHER ST stats	As in DHER ST stats	As in DHER ST stats	As in DHER ST stats	As in DHERS T stats	As in DHER ST stats	As in DHER ST stats	As in DHER ST stats	As in DHER ST stats	As in DHER ST stats
<b>Transport</b>				<b>0.01</b>	<b>0.01</b>	<b>0.01</b>	<b>0.02</b>	<b>0.02</b>	<b>0.03</b>	<b>0.03</b>	<b>0.04</b>	<b>0.04</b>	<b>0.05</b>	<b>0.26</b>
2.3.4	Percentage of national roads in good condition	Publication of Annual report of statistics on percentage of national roads in good condition by Department of Transport	Department of Transport/ Department of Works/ National Road Authority	As in Transport stats	As in Transport stats	As in Transport stats	As in Transport stats	As in Transport stats	As in Transport stats	As in Transport stats	As in Transport stats	As in Transport stats	As in Transport stats	As in Transport stats

No.	Activity	Performance Indicator	Responsible agencies	2018	2019	2020	2021	2022	2023	2024	2025	2026	2027	Total
<b>Estimates in Millions of PNG Kina</b>														
2.3.5	Statistics on Nationally declared ports. Provincial & other ports. Rural jetties	Publication of Annual report of statistics on national, provincial ports and jetties by PNG Ports	PNG Ports	As in Trans- port stats	As in Trans- port stats	As in Trans- port stats	As in Trans- port stats	As in Trans- port stats	As in Trans- port stats	As in Trans- port stats	As in Trans- port stats	As in Trans- port stats	As in Trans- port stats	As in Trans- port stats
2.3.6	International Airports. National airports, Provincial & other airports. Rural Airstrips	Publication of Annual report of statistics on international, provincial airports and airstrips by NAC	National Airports Corporation (NAC)	As in Trans- port stats	As in Trans- port stats	As in Trans- port stats	As in Trans- port stats	As in Trans- port stats	As in Trans- port stats	As in Trans- port stats	As in Trans- port stats	As in Trans- port stats	As in Trans- port stats	As in Trans- port stats
<b>Utilities Statistics</b>				<b>0.00</b>	<b>0.40</b>	<b>0.44</b>	<b>0.48</b>	<b>0.52</b>	<b>0.56</b>	<b>0.60</b>	<b>0.64</b>	<b>0.68</b>	<b>0.72</b>	<b>5.04</b>
2.3.7	Proportion of population having access to safe water (piped). Improved sanitation	Publication of proportion of population having access to safe water and improved sanitation in Annual reports from PNG Water & Eda Ranu	PNG water/ Eda Ranu	As in Utili- ties stats	As in Utili- ties stats	As in Utili- ties stats	As in Utili- ties stats	As in Utili- ties stats	As in Utili- ties stats	As in Utili- ties stats	As in Utili- ties stats	As in Utili- ties stats	As in Utili- ties stats	As in Utili- ties stats
2.3.8	Proportion of population having access to Postal services	Publication of proportion of population having access to postal services in Post Annual reports	Post PNG/ NSO	As in Utili- ties stats	As in Utili- ties stats	As in Utili- ties stats	As in Utili- ties stats	As in Utili- ties stats	As in Utili- ties stats	As in Utili- ties stats	As in Utili- ties stats	As in Utili- ties stats	As in Utili- ties stats	As in Utili- ties stats
2.3.9	Households with access to electricity	Publication of households with access to electricity	PNG Power/ NSO	As in Utili- ties stats	As in Utili- ties stats	As in Utili- ties stats	As in Utili- ties stats	As in Utili- ties stats	As in Utili- ties stats	As in Utili- ties stats	As in Utili- ties stats	As in Utili- ties stats	As in Utili- ties stats	As in Utili- ties stats
2.3.10	Statistics on Land use & access	Publication of Annual report of statistics on land use and access by DLPP	Department of Lands & Physical Planning (DLPP)	As in Utili- ties stats	As in Utili- ties stats	As in Utili- ties stats	As in Utili- ties stats	As in Utili- ties stats	As in Utili- ties stats	As in Utili- ties stats	As in Utili- ties stats	As in Utili- ties stats	As in Utili- ties stats	As in Utili- ties stats



No.	Activity	Performance Indicator	Responsible agencies	2018	2019	2020	2021	2022	2023	2024	2025	2026	2027	Total
<b>2.4 Improving Economics and Financial data source</b>														
<b>Estimates in Millions of PNG Kina</b>														
2.4.1	Household Price Survey	Production of CPI on a quarterly and annual basis	NSO	1.87	16.98	3.43	2.56	8.36	4.49	13.7	11.8	2.58	2.84	68.53
2.4.2	Access of trade data from PNG Customs	Access to ASYCUDA++ by 2018 by NSO, BPNG and other relevant NSS agencies. Trade statistics (BOP) is produced annually from 2018	PNG Customs/ NSO/BPNG/ NSS	0.30	3.00	0.30	0.35	3.50	0.36	0.37	3.75	0.38	0.39	12.70
2.4.3	Compilation and regular update of a register of business activities in all the provinces	Business register for all provinces by 2018. Up-dated annually. Ongoing	NSO/IRC/ IPA	0.50	3.00	0.10	0.10	3.50	0.12	0.13	5.00	0.14	0.14	12.73
2.4.4	Survey of Business Activities (SBA)	Preparation for CBA in 2017 & 2019. Conduct of CBA in 2018 & 2021. Reports published in 2018 & 2021	NSO/IRC/ IPA	0.20	10.00	2.00	1.00	0.10	2.50	11.50	1.20	0.10	0.20	28.80
2.4.5	National Agriculture Survey (NAS)	Preparation in 2018. Conduct of first NAS in 2018. Report published in 2019	DAL/NSO	0.00	0.01	0.01	0.01	0.01	0.01	0.01	0.01	0.01	0.01	0.09
2.4.6	Household Income and Expenditure Survey (HIES)	Preparation in 2018. Conduct of HIES in 2018. Report published in 2019	NSO/DoT/ BPNG	As in 2.4.4	As in 2.4.4	As in 2.4.4	As in 2.4.4	As in 2.4.4	As in 2.4.4	As in 2.4.4	As in 2.4.4	As in 2.4.4	As in 2.4.4	As in 2.4.4
2.4.7	Collection of satellite accounts statistics - fisheries, forestry, crude oil, LNG, tourism,	Compilation of satellite accounts statistics by 2018	NSO/NSS	0.00	0.10	0.15	0.20	0.25	0.30	0.35	0.40	0.45	0.50	2.70

No.	Activity	Performance Indicator	Responsible agencies	2018	2019	2020	2021	2022	2023	2024	2025	2026	2027	Total
<b>Estimates in Millions of PNG Kina</b>														
<b>2.5 Improving Social and Demographic data source</b>														
2.5.1	Demographic and Health Survey (DHS)	Preparation in 2024. Conduct DHS in 2025. Report published by 2026	NSO/DoH/ Development Partners	3.00	31.00	154.20	7.00	3.30	1.70	0.80	0.70	16.10	32.50	250.3
2.5.2	Labor Force Survey (LFS)	Preparation for LFS in 2018. LFS conducted in 2019. Report published in 2020	NSO/DLIR	0.00	0.50	14.00	2.00	0.30	0.20	0.30	0.50	15.00	2.50	35.30
2.5.3	National Population & Housing Census (NPHC)	Preparatory operations from 2018 to 2019. Conduct NPHC in 2020. Report published by 2021	NSO/ NSS/ Development Partners	2.00	30.00	140.0	5.00	3.00	1.50	0.50	0.20	0.10	0.00	182.3
<b>2.6 Administrative data and statistics</b>														
2.6.1	Education administrative data, annual school census	Annual schools census conducted. Annual report by end of each year	DoE	3.00	3.10	3.20	3.30	3.40	3.50	3.60	3.70	3.80	3.90	34.50
2.6.2	Health administrative & surveillance data and health surveys	Annual Health surveys & National Health Information System, Annual Health Report and Surveillance reports	DoH/ National AIDS Council Secretariat (NACS)	3.00	3.10	3.20	3.30	3.40	3.50	3.60	3.70	3.80	3.90	34.50
2.6.3	Police statistics & administrative data	Annual Police report	Department of Police	0.30	0.32	0.34	0.36	0.38	0.40	0.42	0.44	0.46	0.48	3.90
2.6.4	Correctional Service statistics & administrative data	Annual CS report	Department of Correctional Services	0.30	0.32	0.34	0.36	0.38	0.40	0.42	0.44	0.46	0.48	3.90

No.	Activity	Performance Indicator	Responsible agencies	2018	2019	2020	2021	2022	2023	2024	2025	2026	2027	Total
<b>Estimates in Millions of PNG Kina</b>														
2.6.5	Budget revenue and expenditure records (Dept. of Treasury)	Annual Budgetary Appropriation and Public Accounts reports	DoT	0.01	0.02	0.03	0.04	0.05	0.06	0.07	0.08	0.09	0.10	0.55
2.6.6	Statistics & administrative data from Department of Justice & Attorney General	Annual report from Department of Justice & Attorney General	Department of Justice & Attorney General (DJAG)	0.01	0.02	0.03	0.04	0.05	0.06	0.07	0.08	0.09	0.10	0.55
2.6.7	Civil & Identity Registration	Population Information Management System by 2018	NSO/Civil Registry Office (CRO)	1.00	1.20	1.40	1.60	1.80	2.00	2.20	2.40	2.60	2.80	19.00
<b>2.7 Technical Assistance and statistical training for Capacity building</b>				<b>1.68</b>	<b>1.95</b>	<b>2.06</b>	<b>2.10</b>	<b>2.25</b>	<b>2.36</b>	<b>2.47</b>	<b>2.58</b>	<b>2.69</b>	<b>2.80</b>	<b>22.94</b>
<b>Technical Assistance</b>				<b>0.72</b>	<b>0.76</b>	<b>0.80</b>	<b>0.84</b>	<b>0.92</b>	<b>0.96</b>	<b>1.00</b>	<b>1.04</b>	<b>1.08</b>	<b>1.12</b>	<b>9.24</b>
2.7.1	TA to improve data systems to estimate or derive indicators to measure economic development to required international standards in Macroeconomic sector & Financial sector	Statisticians trained on internationally accepted practices to compile GDP and related economic statistics beginning 2018. End of assignment TA report & presentation	NSS/NSO/ Development Partners	0.18	0.19	0.20	0.21	0.23	0.24	0.25	0.26	0.27	0.28	2.31
2.7.2	TA to improve Social and Demographic sector statistics on census and survey management, data collection methodologies, data analysis and report writing	Statisticians trained on survey methodologies, data analysis, interpretation and report writing beginning 2018. End of assignment TA report & presentation	NSO/NSS/ Development Partners	0.18	0.19	0.20	0.21	0.23	0.24	0.25	0.26	0.27	0.28	2.31

No.	Activity	Performance Indicator	Responsible agencies	2018	2019	2020	2021	2022	2023	2024	2025	2026	2027	Total
<b>Estimates in Millions of PNG Kina</b>														
2.7.3	TA on improving administrative-based statistics in all sectors	TA to agencies on administrative based statistics. End of assignment TA report	NSO/NSS	0.18	0.19	0.20	0.21	0.23	0.24	0.25	0.26	0.27	0.28	2.31
2.7.4	TA on ICT System	Use of ICT to establish statistical administration and support services. End of assignment TA report & presentation	NSO/NSS/ Development Partners	0.18	0.19	0.20	0.21	0.23	0.24	0.25	0.26	0.27	0.28	2.31
<b>Statistical Training and Capacity Building</b>				<b>0.96</b>	<b>1.19</b>	<b>1.26</b>	<b>1.26</b>	<b>1.33</b>	<b>1.40</b>	<b>1.47</b>	<b>1.54</b>	<b>1.61</b>	<b>1.68</b>	<b>13.70</b>
2.7.5	Training on Statistical Operations and Procedures (SOAP)	End of training report. Manuals on PNG / NSO SOAP by end of 2018	NSO/NSS/ Development Partners	0.16	0.17	0.18	0.18	0.19	0.20	0.21	0.22	0.23	0.24	1.98
2.7.6	Training on data systems to estimate or derive indicators to measure economic development to required international standards	Timely compilation of National accounts, GDP etc. according to international standards. Official statistics released as per release calendar. End of training report. Quality appraisal report (2018)	NSO/NSS/ Development Partners	0.16	0.17	0.18	0.18	0.19	0.20	0.21	0.22	0.23	0.24	1.98

No.	Activity	Performance Indicator	Responsible agencies	2018	2019	2020	2021	2022	2023	2024	2025	2026	2027	Total
<b>Estimates in Millions of PNG Kina</b>														
2.7.7	Training on IMF DQAF dimensions on data production - assurance of integrity, methodological soundness, accuracy and reliability, serviceability and accessibility	Use of IMF DQAF in the production of quality data which is disseminated in a timely manner. Official statistics released as per release calendar. End of training report. Quality appraisal report (2019)	NSO/NSS/ Development Partners	0.16	0.17	0.18	0.18	0.19	0.20	0.21	0.22	0.23	0.24	1.98
2.7.8	Training on use of Technology (ICT) to improve data collection, processing, analysis, production of official statistics, storage and dissemination of statistical data, access and archiving information	End of training report. Appraisal report on use of ICT for data collection, processing, analysis, production of official statistics, storage and dissemination of official statistics by 2018	NSO/NSS/ Development Partners	0.16	0.17	0.18	0.18	0.19	0.20	0.21	0.22	0.23	0.24	1.98
2.7.9	Training on monitoring & evaluation	End of training report. M&E periodic reports	DoT/NSO/ DNP/ Development Partners	0.16	0.17	0.18	0.18	0.19	0.20	0.21	0.22	0.23	0.24	1.98
2.7.10	Training of Trainer (TOT)	End of training report. TOT report of training conducted with other divisions of NSO and NSS agencies	NSO/NSS/ Development Partners	0.16	0.17	0.18	0.18	0.19	0.20	0.21	0.22	0.23	0.24	1.98
2.7.11	Training on project management, finance management and procurement	End of training report & presentation. Manual developed on project	NSO/NSS/ Development Partners	0.00	0.17	0.18	0.18	0.19	0.20	0.21	0.22	0.23	0.24	1.82

No.	Activity	Performance Indicator	Responsible agencies	2018	2019	2020	2021	2022	2023	2024	2025	2026	2027	Total
		management, finance management and procurement												
2.7.12	Establish twinning arrangements with national higher education and international statistical institutions and organizations for statistical training and research	Twinning arrangements with national and international statistical institutions and organizations by 2018. Annual report on twinning arrangements	NSO/NSS/ National Higher Education Institute/ International Organization	0.00	0.00	0.00	0.00	0.00	0.00	0.00	0.00	0.00	0.00	0.00
<b>3. Dissemination, Access and Utilization of Statistical Information</b>				<b>0.01</b>	<b>0.24</b>	<b>0.16</b>	<b>0.30</b>	<b>0.19</b>	<b>0.33</b>	<b>0.22</b>	<b>0.37</b>	<b>0.24</b>	<b>0.41</b>	<b>2.47</b>
<b>3.1 Dissemination and Access</b>				<b>0.01</b>	<b>0.14</b>	<b>0.04</b>	<b>0.17</b>	<b>0.05</b>	<b>0.18</b>	<b>0.06</b>	<b>0.20</b>	<b>0.06</b>	<b>0.22</b>	<b>1.13</b>
3.1.1	Publish and disseminate an Advance Release Calendar to inform what and when core statistics are to be released	Copy of published advance release calendar disseminated at beginning of 2018	NSO	0.01	0.01	0.01	0.02	0.02	0.02	0.03	0.03	0.03	0.04	0.22
3.1.2	Timely release of official statistics according to the Advance Release Calendar	Copy of National Statisticians press release of official statistics according to Annual Advance Calendar	NSO/ Statistical Coordination Unit (SCU)	0.00	0.00	0.00	0.00	0.00	0.00	0.00	0.00	0.00	0.00	0.00
3.1.3	PNG to be a subscribing country to the IMF GDDS and SDDS	Certificate of confirmation note of PNG as a subscribing member of IMF GDDS & SDDS	NSO/NSS	0.00	0.03	0.03	0.03	0.03	0.03	0.03	0.03	0.03	0.03	0.27

No.	Activity	Performance Indicator	Responsible agencies	2018	2019	2020	2021	2022	2023	2024	2025	2026	2027	Total
<b>Estimates in Millions of PNG Kina</b>														
3.1.4	Statistics published to have metadata - information about the data such as methodology, coverage, periodicity, timeliness	Metadata to be included in all published statistics by 2018.	NSO/NSS	As in relevant productions	As in relevant productions	As in relevant productions	As in relevant productions	As in relevant productions	As in relevant productions	As in relevant productions	As in relevant productions	As in relevant productions	As in relevant productions	As in relevant productions
3.1.5	Publish a National Summary Data Sheet - a summary up-date of key economic and social indicators in a country	Copy of National Summary Data Sheet at beginning of each year	NSO	As in relevant productions	As in relevant productions	As in relevant productions	As in relevant productions	As in relevant productions	As in relevant productions	As in relevant productions	As in relevant productions	As in relevant productions	As in relevant productions	As in relevant productions
3.1.6	Package, print and disseminate statistical publications and press releases	Copies of statistical publications and press releases	NSO	As in relevant productions	As in relevant productions	As in relevant productions	As in relevant productions	As in relevant productions	As in relevant productions	As in relevant productions	As in relevant productions	As in relevant productions	As in relevant productions	As in relevant productions
3.1.7	Conduct an annual NSS-wide celebration of Statistics Week	Report on Annual NSS-wide Statistics Week	NSO/NSS	0.00	0.10	0.00	0.12	0.00	0.13	0.00	0.14	0.00	0.15	0.64
3.1.8	Advocacy for greater use of statistics by GoPNG departments for evidence-based policy design and decision-making	Report on advocacy activities with GoPNG departments	NSO/NSS	As in 1.1	As in 1.1	As in 1.1	As in 1.1	As in 1.1	As in 1.1	As in 1.1	As in 1.1	As in 1.1	As in 1.1	As in 1.1
3.1.9	Establish mechanism for regular dialogue among data producers and between data producers and users	Annual report on NSSCS, conduct and report of PNG statistics producer and user forum annually beginning 2018	NSS/DoT/DNPM	As in 1.1	As in 1.1	As in 1.1	As in 1.1	As in 1.1	As in 1.1	As in 1.1	As in 1.1	As in 1.1	As in 1.1	As in 1.1
3.1.10	Catalogue of statistics produced by NSS agencies	Copy of catalogue of statistics produced annually	NSS/NSO	As in 1.1	As in 1.1	As in 1.1	As in 1.1	As in 1.1	As in 1.1	As in 1.1	As in 1.1	As in 1.1	As in 1.1	As in 1.1



No.	Activity	Performance Indicator	Responsible agencies	2018	2019	2020	2021	2022	2023	2024	2025	2026	2027	Total
<b>Estimates in Millions of PNG Kina</b>														
3.1.11	Coordination and compilation of administrative statistical information from various state agencies/department	Annual report on compiled administrative statistical information by SCU	DoT/NSS	As in 1.1	As in 1.1	As in 1.1	As in 1.1	As in 1.1	As in 1.1	As in 1.1	As in 1.1	As in 1.1	As in 1.1	As in 1.1
3.1.12	Dissemination of Statistical Information at sub-national levels	Dissemination and access of statistical information from regional offices by 2018	NSS/NSS/Regional Offices	As in 1.1	As in 1.1	As in 1.1	As in 1.1	As in 1.1	As in 1.1	As in 1.1	As in 1.1	As in 1.1	As in 1.1	As in 1.1
<b>3.2 Information, Communication and Technology (ICT)</b>				<b>0.00</b>	<b>0.10</b>	<b>0.12</b>	<b>0.13</b>	<b>0.14</b>	<b>0.15</b>	<b>0.16</b>	<b>0.17</b>	<b>0.18</b>	<b>0.19</b>	<b>1.34</b>
3.2.1	Use appropriate technology (ICT) to improve data collection, processing, analysis, production of official statistics, storage and dissemination of statistical data	NSS & NSO Annual reports - sections on use of appropriate ICT by NSS/ NSO officers for data collection, processing, analysis and production, storage and dissemination of statistical information	NSS/NSO	As in 3.4	As in 3.4	As in 3.4	As in 3.4	As in 3.4	As in 3.4	As in 3.4	As in 3.4	As in 3.4	As in 3.4	As in 3.4
3.2.2	Strengthen access to data between producer agencies for compilation of core statistics	NSS and NSO Annual reports - sections on access to data between producer agencies	NSS/NSO	As in 1.1	As in 1.1	As in 1.1	As in 1.1	As in 1.1	As in 1.1	As in 1.1	As in 1.1	As in 1.1	As in 1.1	As in 1.1
3.2.3	Marketing of statistical products by establishing a one-stop statistical information center (NSO based) to respond to queries from data users and	Statistical Information Centre and regularly updated website at NSO by 2018	NSS/NSS	As in 1.1	As in 1.1	As in 1.1	As in 1.1	As in 1.1	As in 1.1	As in 1.1	As in 1.1	As in 1.1	As in 1.1	As in 1.1

No.	Activity	Performance Indicator	Responsible agencies	2018	2019	2020	2021	2022	2023	2024	2025	2026	2027	Total
	improve the NSO website to help facilitate information sharing													
3.2.4	Develop and Improve the NSO website as the connecting hub of the NSS linking to statistics pages of each department, provincial government and international organizations. It should also serve as news center for statistical activities	NSO website linked to NSS agency websites by 2018	NSO/NSS	0.00	0.10	0.12	0.13	0.14	0.15	0.16	0.17	0.18	0.19	1.34
<b>3.3 Strengthening sub-national Statistics</b>				<b>0.00</b>	<b>0.00</b>	<b>0.00</b>	<b>0.00</b>	<b>0.00</b>	<b>0.00</b>	<b>0.00</b>	<b>0.00</b>	<b>0.00</b>	<b>0.00</b>	<b>0.00</b>
3.3.1	Establishment of four Regional Statistical Offices and support staff/ facilities	Established regional offices with staff and facilities by 2018	NSO/DoT	As in 1.1.4	As in 1.1.4	As in 1.1.4	As in 1.1.4	As in 1.1.4	As in 1.1.4	As in 1.1.4	As in 1.1.4	As in 1.1.4	As in 1.1.4	As in 1.1.4
3.3.2	Strengthen linkages to provinces through supporting the Provincial Data System (PDS) and the Village Book Records	MOUs with provinces	NSO/NSS/DPLGA	As in 1.1 & 3.1	As in 1.1 & 3.1	As in 1.1 & 3.1	As in 1.1 & 3.1	As in 1.1 & 3.1	As in 1.1 & 3.1	As in 1.1 & 3.1	As in 1.1 & 3.1	As in 1.1 & 3.1	As in 1.1 & 3.1	As in 1.1 & 3.1
3.3.3	Strengthening coordination of socio-economic data collections at provincial, district and ward levels	Collection of data by 2018	NSO/NSS/Regional & Provincial Offices	As in 1.1 & 3.1	As in 1.1 & 3.1	As in 1.1 & 3.1	As in 1.1 & 3.1	As in 1.1 & 3.1	As in 1.1 & 3.1	As in 1.1 & 3.1	As in 1.1 & 3.1	As in 1.1 & 3.1	As in 1.1 & 3.1	As in 1.1 & 3.1
<b>3.4 Investing in physical infrastructure and Technology</b>				<b>0.00</b>	<b>0.00</b>	<b>0.00</b>	<b>0.00</b>	<b>0.00</b>	<b>0.00</b>	<b>0.00</b>	<b>0.00</b>	<b>0.00</b>	<b>0.00</b>	<b>0.00</b>

No.	Activity	Performance Indicator	Responsible agencies	2018	2019	2020	2021	2022	2023	2024	2025	2026	2027	Total
<b>Estimates in Millions of PNG Kina</b>														
3.4.1	Acquisition of buildings for regional offices in the four regions to coordinate statistical activities in the provinces	Buildings to house regional offices by 2018	NSO/DoT	As in 1.1.4	As in 1.1.4	As in 1.1.4	As in 1.1.4	As in 1.1.4	As in 1.1.4	As in 1.1.4	As in 1.1.4	As in 1.1.4	As in 1.1.4	As in 1.1.4
3.4.2	Acquisition of appropriate ICT equipment for easy access to data, storage and archiving of information at the national and provincial levels	Procurement of ICT equipment for storage of information, dissemination and archiving at national and provincial levels by 2018	NSO/DoT	As in 1.1.4	As in 1.1.4	As in 1.1.4	As in 1.1.4	As in 1.1.4	As in 1.1.4	As in 1.1.4	As in 1.1.4	As in 1.1.4	As in 1.1.4	As in 1.1.4
3.4.3	Establish centralized data base for NSS wide data and its connectivity to the regional offices	A centralized data base for NSS by 2018	NSS/NSO	As in 3.2	As in 3.2	As in 3.2	As in 3.2	As in 3.2	As in 3.2	As in 3.2	As in 3.2	As in 3.2	As in 3.2	As in 3.2
<b>TOTAL</b>				<b>14.9</b>	<b>73.0</b>	<b>185.5</b>	<b>30.2</b>	<b>30.0</b>	<b>25.9</b>	<b>34.8</b>	<b>33.9</b>	<b>41.0</b>	<b>59.2</b>	<b>528.4</b>

## **Annex 2: Statistics Working Group Charter**

### **1. Introduction**

#### **1.1 Derivation**

The powers, duties and responsibilities of the SWG are prescribed by its Terms of Reference in its Policy Decision or signed Agreement or signed Understanding. The standards and conduct adopted by the SWG will also reflect the standards of good governance expected of all the concerned NSS agencies and instrumentalities.

#### **1.2 General**

In carrying out the responsibilities and powers set out in this Charter for the SWGs, it shall at all times recognize its over-riding responsibility to act honestly, with integrity and diligently and in accordance with the Statistical Services Act 1980 and appropriate international best practices, in serving the interest of its stakeholders within the NSS. It shall promote and maintain an environment within NSS that shall establish these basic principles as guidelines for all its concern statistical parties of the Charter at all times.

### **2. Role and purpose of the Charter**

#### **2.1 Role of the Charter**

The main role of the Charter is to guide in providing technical inputs as appropriate to enhance progress in the development of the NSS as initiated by the concerned parties.

#### **2.2 Responsibilities of the Charter**

It will be the responsibility of the key agency representatives of Charter to report on progress, status and issues with the implementation of the PNGSDS at the respective SWG meetings. The issues shall be discussed as agenda items upon request to the SCU for discussion at the sector SWG meetings. The agency representatives will provide the SWG with any information requested by the meetings. The sector SWGs will also deal with the following tasks:

- a) Prepare and agree on progress indicators;
- b) Review progress and critical issues constraining the successful implementation of the PNGSDS, and propose the way forward;
- c) Prepare and review the annual PNGSDS Implementation Plan activities and budgets for submission to the PNGSDS Steering Committee;
- d) Review workshop programs and budgets;
- e) Contribute to the formulation of policies and coordination mechanisms;
- f) Review and/or appoint Ad hoc committees and consultants and determine their respective Terms of Reference for specific tasks;

- g) Develop a framework for mobilizing, harnessing and leveraging resources, both national and international, as a basis for effective and results-oriented strategic management of the PNGSDS implementation;
- h) Sensitize and expand the collaborative activities with key stakeholders (including development partners), and support the production and distribution of statistical data;
- i) Embark on a route of extensive and vigilant advocacy to take on all stakeholders, including the Government of PNG, and emphasize the urgent need for all departments and agencies to have statistical units staffed with requisite qualified personnel;
- j) Review the list of group members regularly and replace absentees and non-performing members with officers, either from the same institutions or allied ones; and
- k) The regional offices will also provide or assist the SWG on any statistics required of them in the tasks mentioned above.

### 3. Structure of the Statistics Working Groups

The structure (by sector) should consist of the following departments and agencies:

<b>Economic &amp; financial sector SWG FAS Level</b>		<b>Social &amp; demographic sector SWG FAS Level</b>	
Bank of PNG Commodity Boards Dept. of Commerce & Industry Dept. of Finance Dept. of National Planning & Monitoring Dept. of Treasury Internal Revenue Commission Investment Promotion Authority Dept. of Agriculture & Livestock Dept. of Transport	National Forest Authority Dept. of Implementation & Rural Development National Fisheries Authority National Statistical Office PNG Chamber of Commerce & Industry PNG Customs Tourism Promotion Authority Dept. of PM & NEC	Civil Registry Office Dept. for Community Development Dept. of Education Dept. of Health Dept. of Labour & Industrial Relations Dept. of National Planning & Monitoring Institute of National Affairs National Research Institute Dept. of PM & NEC	National Statistical Office Office of Climate Change Dept. of Higher Education, Research, Science & Technology University of PNG Dept. of Lands & Physical Planning
<b>Governance sector SWG FAS Level</b>		<b>Regional Statistical Offices SWG FAS, Provincial Planner &amp; Statistician Levels</b>	
Dept. of Correctional Service Dept. of Finance Dept. of Justice	Dept. of PM & NEC Institute of National Affairs National Statistical Office	National Statistical Office Dept. for Community Development Dept. of Education	Dept. of Implementation & Rural Development Highlands Regional Statistician

Dept. of Police		Dept. of Health Dept. of Provincial & Local Govt. Affairs Deputy Administrators Southern Regional Statistician	Momase Regional Statistician NGI Regional Statistician Provincial Planners & Statisticians
-----------------	--	--	---

**4. Powers vested in the Charter**

In addition to matters expressly required by the Statistical Services Act 1980 (or as revised) to be approved by the PNGSDS Steering Committee, powers specifically reserved for the SWGs are as follows:

- a) Consider and recommend to the PNGSDS Steering Committee to demand from NSS agencies access to statistical data necessary for the compilation of key indicators. For example, National Accounts data such as trade statistics, for the calculation of Gross Domestic Product (GDP);
- b) Consider and make recommendations on new statistical development initiatives for PNGSDS Steering Committee’s approval;
- c) Review and appoint Ad hoc committees and consultants and determine their TOR’s for specific tasks;
- d) Review list of group members regularly and replace absentees and non-performing members with officers either from the same institution or allied ones; and
- e) Jointly coordinate the proposed Annual User-Producer Workshop for all stakeholders with administrative support from Statistical Coordination Unit.

**5. Frequency and conduct of meetings**

The SWGs shall meet four times a year, preferably quarterly and forward minutes of meetings, recommendations and/or resolutions to the SC, during the year.

The SCU to assist provide coordination and administrative support and keep records of all SWG meetings both scheduled and those called and convened for special purposes by the respective SWGs and the PNGSDS Steering Committee.

The SCU shall prepare the following:

- a) Prepare SWGs meeting agendas and folders;
- b) Distribute agenda and meeting folders at least 5 days prior to the relevant meeting date;
- c) Meeting process shall be conducted on the assumption that all members have considered papers distributed on reasonable notice before the meeting; and
- d) The proceedings at SWGs meetings and individual members’ contributions are confidential and are not to be discussed with other parties except to the extent required by the Statistical Services Act and/or the PNGSDS Steering Committee.

## **6. Sector Statistics Working Groups performance evaluation**

The performance evaluation shall be encouraged and executed in a manner as the SWGs deem appropriate. The manner agreed to shall be consistent for the respective SWGs.