



Ministry of Natural Resources and Commerce &
Taiwan Technical Mission

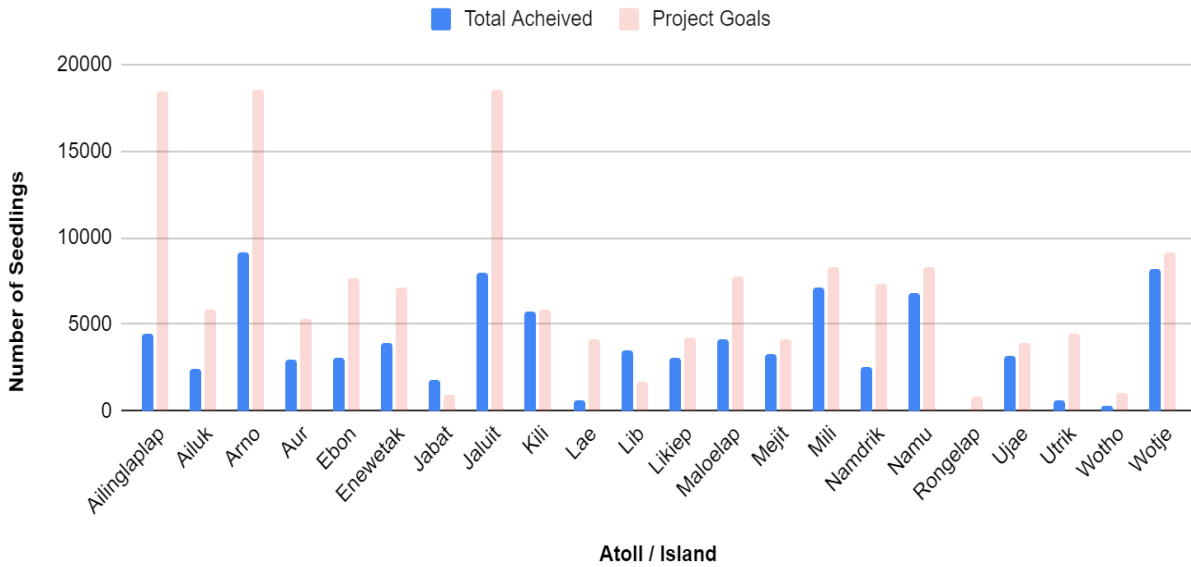


2015 – 2020 HORTICULTURE PROJECT

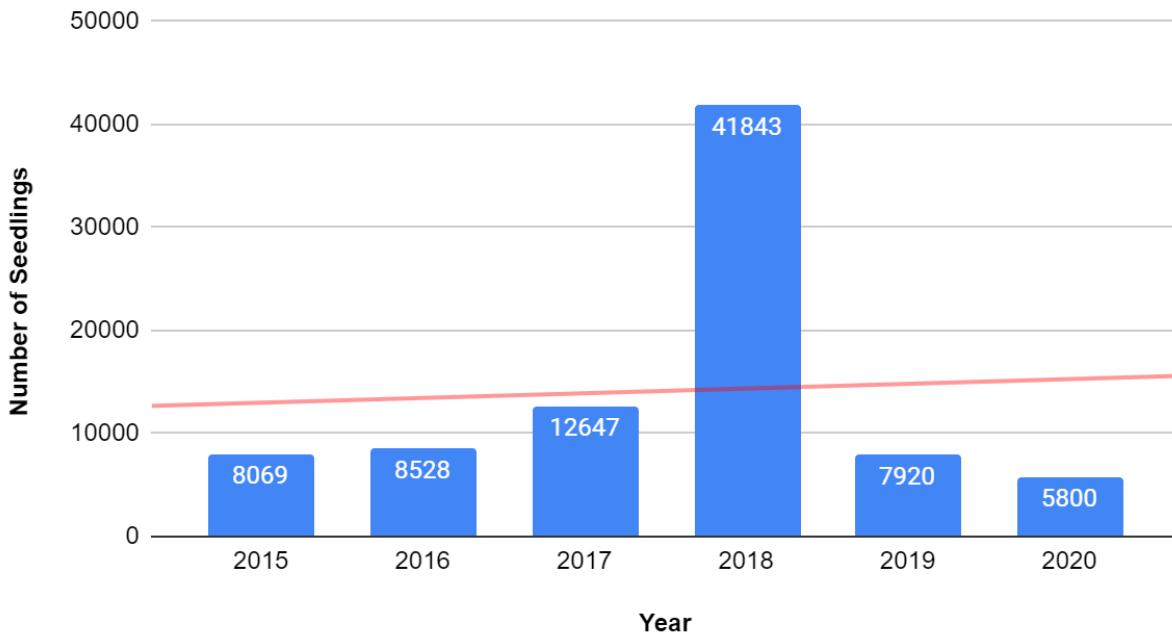
Bōnbōn in ine (seedling) raar etāl ñan outer island iloaan 2015 – 2020

Outer Islands	Project Goals (2015-2020)	2015	2016	2017	2018	2019	2020	Total Achieved	%
Ailinglaplap	18,432	0	1666	2267	0	0	490	4,423	24.0
Ailuk	5,824	868	683	0	610	85	200	2,446	42.0
Arno	18,560	891	0	0	2,283	5,995	0	9,169	49.4
Aur	5,312	1,189	0	0	1,225	0	505	2,919	55.0
Ebon	7,680	232	490	1,465	605	0	300	3,092	40.3
Enewetak	7,104	1,736	0	0	2,155	0	0	3,891	54.8
Jabat	896	0	0	0	1,755	0	0	1,755	195.9
Jaluit	18,560	0	1,040	0	5,450	0	1460	7,950	42.8
Kili Island	5,824	520	355	4,620	0	0	280	5,775	99.2
Lae	4,160	593	0	0	0	0	0	593	14.3
Lib Island	1,664	0	620	0	2,928	0	0	3,548	213.2
Likiep	4,288	0	0	460	2,085	0	485	3,030	70.7
Maloelap	7,808	915	630	800	1,225	0	580	4,150	53.2
Mejit Island	4,096	400	0	0	2,905	0	0	3,305	80.7
Mili	8,320	500	600	200	5,803	0	0	7,103	85.4
Namorik	7,296	225	0	0	2,350	0	0	2,575	35.3
Namu	8,320	0	0	1,310	4,609	0	900	6,819	82.0
Rongelap	832	0	0	0	0	0	0	0	0.0
Ujae	3,904	0	829	0	2,380	0	0	3,209	82.2
Utirik	4,416	0	30	0	220	350	0	600	13.6
Wotho	1,024	0	0	0	0	290	0	290	28.3
Wotje	9,152	0	1,585	1,525	3,255	1,200	600	8,165	89.2
Total	153,472	8,069	8,528	12,647	41,843	7,920	5,800	84,807	55.3

TTM & NRC Horticulture Project - Outer Island Seedling Distribution



TTM & NRC Horticulture Project - Annual Totals





Ministry of Natural Resources and Commerce &
Taiwan Technical Mission

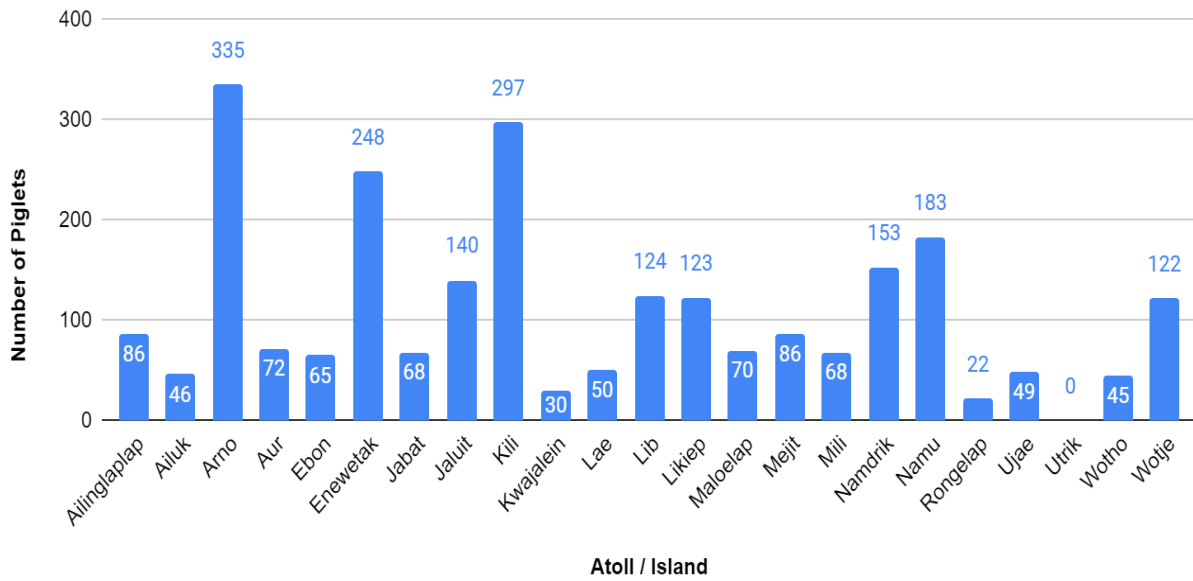


2015 – 2020 LIVESTOCK PROJECT

Bōnbōn in piik raar etāl ñan outer island iloaan 2015 – 2020

Atoll	2015	2016	2017	2018	2019	2020	2021	Total
Ailinglaplap	0	60	10	16				86
Ailuk	20	2		24				46
Arno	60	60	58	143			14	335
Aur	32	0		40				72
Ebon	0	0					65	65
Enewetak	50	30	40	98			30	248
Jabat	28	0	20	20				68
Jaluit	0	0		102		38		140
Kili/Bikini/Ejit (BNE)	40	30	98	53	22	54		297
Kwajalein							30	30
Lae	20	30						50
Lib	0	20		46		28	30	124
Likiep	0	0	43		80			123
Maloelap	30	0		40				70
Mejit	0	0		40	22	24		86
Mili	0	20		48				68
Namdrik	60	0		50	11		32	153
Namu	0	0	100	53	30			183
Rongelap	0	0			22			22
Ujae	0	0		25	24			49
Utrik	0	0						0
Wotho	0	20	25					45
Wotje	0	30	60		32			122
Subtotal	340	302	454	798	243	144	201	2482
Majuro	348	371	177	137	495	649	153	2330
Total	688	673	631	935	738	793	354	4812

TTM & NRC Livestock Project - Piglet Distribution



TTM & NRC Livestock Project - Annual Totals

